





















Stage 3 Resource List

Please ensure that all equipment is clearly labelled. These items will need to be restocked through the year. Please check the items regularly to ensure your child has the necessary items.

1 small pencil case with the following items – This pencil case needs to be able to fit on individual school desks and lap tables so it must be small. 			
HB lead pencils minimum of 4 	2 large erasers 	Black and/or blue pens minimum of 4 	Glue stick 
Pair of scissors 	Non- flexible 30cm ruler marked with millimetres 	Barrel sharpener 	

Additional items to be kept in another pencil case in school bags or tote trays until needed.			
1 small set of coloured pencils 	1 small set of textas 	1 A4 clipboard 	1 set of headphones 
1 library bag 	Set of highlighters (different colours) 	1 black fine permanent sharpie 	Set of whiteboard marker (fine nibs preferred) 
Black outlining marker (Artline 0.6 or 0.2) 	Optional: 1 packet of wet wipes 	Note: No whiteout, liquid paper or correction tape is required.	