

# Kindergarten 2024 Information Session

Welcome to  
North Kellyville Public School

Mr Luke Hogan – Principal

06/09/2023





# Acknowledgement of Country



We recognise the Ongoing Custodians of the lands and waterways where we work and live. We pay respect to Elders past and present as ongoing teachers of knowledge, songlines and stories.

We strive to ensure every Aboriginal and Torres Strait Islander learner in NSW achieves their potential through education.

# Meet Our Team



## **Executive**

Mr Luke Hogan – **Principal**

Mr Stephen Bondfield – **Deputy Principal**

Mrs Courtney Johnston – **Relieving Deputy Principal**

Miss Caitlin Thomas – **ES1 Assistant Principal**

## **2023 Early Stage One (Kindergarten) Teachers**

Mrs Suzanne Gualterio

Mrs Tiarna Harrison

Mrs Natalie Skinner

Mrs Lauren Venables

Mrs Sarah Upton

Miss Tegan Kilby

Miss Caitlin Thomas

Mrs Karen Whittingham

Mrs Taylor Ilitch

Mr Andrew Maffey



# School Context

- NKPS opened in 2019
- 41 mainstream classes and 4 support classes
- Growing number of enrolments
- Diverse cultural and language backgrounds
- Innovative future-focused learning spaces
- 'Home and Co' model



# School Facilities

## The site features:

- 40 homebases, adjoining maker spaces, group study rooms and learning nooks.
- 3 double demountables which are interconnected
- Outdoor amphitheatres
- Two full sized sports courts
- Natural turf playing field
- Playground equipment
- Canteen
- Hall
- Library



# School Values

**Be Responsible**  
**Be Respectful**  
**Be Resilient**  
**Dream Big!**



# Specialist Teachers at NKPS

- School Counsellors
- Educational Support Teachers
- English as an Additional Language/Dialect Teachers (EAL/D)
- School Learning Support Officers (SLSO)
- RFF Teachers



# Enrolment Information

Mrs Courtney Johnston – Relieving Deputy Principal

06/09/2023

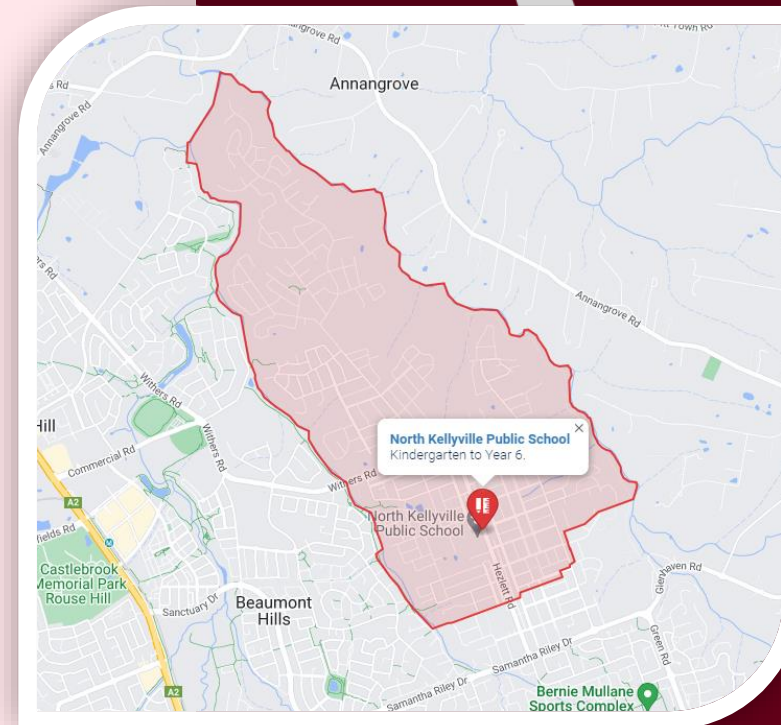




# Catchment Zones

Check your address on **School Finder** to see if it is within our local intake area. Most schools have designated local enrolment areas. Note: local enrolment areas are subject to change.

NSW Public **School Finder** shows our local enrolment area.



# Important Enrolment Information

Enrolments are now open at NKPS.

- Check if you live in the catchment zone for NKPS.
- Complete an online application to enrol.
- Make an enrolment appointment with the office.
- Attend the enrolment appointment, bringing originals of all documents submitted online.

# When should my child start school?

## Legal Requirements

Parents may enrol their child in Kindergarten at the beginning of the school year if the child turns 5 years of age on or before 31 July in that year.


The Education Act 1990 mandates that all children must be in compulsory schooling by 6 years of age.



# How Do I Know My Child Is Ready?

Mrs Karen Whittingham – 2023 ES1 Classroom Teacher

06/09/2023



Some key things to consider include:

- Social competence
- Emotional maturity
- Language and cognitive skills
- Communication skills
- Physical health and wellbeing (gross and fine motor skills)



# NKPS Kindergarten Readiness Checklist

<b>Personal/Independence Skills</b> <b>Can your child...?</b>	<input checked="" type="checkbox"/>
Go to the toilet independently	
Wash and dry hands independently	
Dress themselves e.g. put on/remove jacket	
Use a tissue effectively to blow nose	
Manage lunchbox e.g. unwrap lunch and snacks and peel fruit	
Recognise his/her name in print	
Take care of own belongings e.g. put bag in a designated place	
Recognise belongings amongst others e.g. hat or raincoat	
Unpack/pack own school bag independently	

<b>Social/Communication Skills</b> <b>Can your child...?</b>	<input checked="" type="checkbox"/>
Sit still and listen to a story for a few minutes	
Play cooperatively with other children - share and take turns	
Wait patiently for several minutes for adult attention	
Comply with requests, stop activity when requested	

Speak without shouting or whispering	
Initiate and sustain conversations with adults and other children	
Recite rhymes and sing songs	
Follow a single instruction	
Respond to spoken questions	
Communicate needs and express feelings	


<b>Gross &amp; Fine Motor Skills -</b> <b>It is helpful if your child can:</b>	<input checked="" type="checkbox"/>
Use scissors to cut along a straight line or cut simple shapes	
Hold a pencil in an appropriate grip	
Draw recognisable pictures of people	
Manage stairs, obstacles and uneven ground independently	
Use a variety of materials (pens, pencils, textas, paintbrushes) to draw or scribble or to write	
Play imaginatively (indoors and outdoors)	

Please note that this checklist is a guide and may help you to determine areas in which your child might need additional practice before school begins. Children are not expected to be masters of everything on the list.



# Teaching and Learning at NKPS

Miss Tegan Kilby and Mrs Taylor Ilitch – 2023 ES1 Classroom Teachers




06/09/2023



# Curriculum

- English
- Mathematics
- HSIE (History and Geography)
- Science and Technology
- Creative Arts (Visual Arts, Music, Dance and Drama)
- PDHPE (Personal Development, Health and Physical Education)

# English – What To Expect And Ways To Prepare Your Child



## What will my child learn in Kindergarten?

- Oral language and communication
- Vocabulary
- Phonological awareness
- Print conventions
- Phonic knowledge
- Reading fluency
- Reading comprehension
- Creating written texts
- Spelling
- Handwriting
- Understanding and responding to literature



# English – How Do We Teach Literacy?

- Collaborative planning and co-teaching
- Explicit and systematic approach
- Use of data to inform differentiated instruction
- Learning Intentions and Success Criteria
- Gradual release of responsibility (I do, We do, You do)
- Use of decodable texts
- Use of mentor texts for reading comprehension and writing instruction

# English – Helping My Child At Home

## Oral language and communication

- **Talk with your child** about a range of topics
- **Describe or talk about things** as they are happening
- **Listen to your child and encourage them to take turns**
- When starting a conversation or when talking with your child **ask questions** that require more than a yes or no reply
- When asking questions **give your child time to answer**
- **Make conversations fun** – make up rhymes, talk and sing with your child
- **Use describing words** when talking
- Build on your child's language by **teaching them new words**
- **Practise** using new words in a sentence

# English – Helping My Child At Home

## Reading

- **Make reading fun** and enjoyable
- **Let your child choose and re-read books** they are interested in
- **Talk about the book** before you start reading it
- **Discuss the pictures** and how they add to the story
- After reading **talk about the story**
- **Choose books that have rhymes or riddles in them**
- **Talk about rhyming words.** Cat, hat, sat, bat are all examples of words that rhyme because they sound the same at the end
- **Play with rhyming words and play rhyming games.** Make silly rhyming sentences such as, “Have you ever seen a snail deliver the mail?”
- **Have fun with the sound of letters.** Make up silly sentences using words that start with the same sound such as, “Many mice munching meatballs.”



# English – Helping My Child At Home

## Drawing and Writing

- **Have fun with drawing and writing.** Ask your child to draw or write about things they like to do, make or play
- **Encourage your child to talk about their writing.** This could include talking about their scribbles, drawings, letters or words
- **Use different materials** to draw and write with such as chalk, paper and pencils, markers, pens and keyboards
- **Ask your child to write their name**

# Mathematics – What To Expect And Ways To Prepare Your Child

## What will my child learn in Kindergarten?

- Number and algebra
  - Representing whole numbers
  - Combining and separating quantities
  - Forming groups
- Measurement and space
  - Geometric measure
  - 2D and 3D spatial structure
  - Non-spatial measure
- Statistics and probability.
  - Data

# Mathematics – How Do We Teach Numeracy?

- Connectionist approach: teaching big ideas
- Collaborative planning and co-teaching
- Explicit teaching practices
- Learning Intentions and Success Criteria
- Use of data to inform differentiated instruction
- Gradual release of responsibility (I do, We do, You do)
- Number talks
- Concrete materials and play-based learning


# Mathematics – Helping My Child At Home

- **Play board games together** that use dice and counting
- **Ask your child to find numbers when going on a walk**
- **Talk about the numbers on everyday items** such as clocks and phones
- **Read and share stories.** Talk about counting, amounts, and the numbers you see in a book, including the page numbers
- **Count when you do things around the house** – count forwards and backwards
- **Listen to counting songs** - One, Two, Buckle My Shoe, Five Little Ducks, Five Cheeky Monkeys Jumping on the Bed
- **Play clapping games where you clap a pattern**, and your child repeats the pattern
- Add amounts of everyday items, toys, fruit, books. Children may use their fingers to add.
- When eating count how many items you have. Ask questions such as, "How many grapes have you eaten? How many are left?"



# Kindergarten 2024

Miss Caitlin Thomas – Early Stage One Assistant  
Principal



06/09/2023



# What is Best Start

- Best Start is a state-wide assessment that helps teachers identify the literacy and numeracy skills of each student at the beginning of Kindergarten.
- All children start school with different abilities, and it is important that teachers identify their knowledge, skills and understanding.
- An appointment day and time will be provided to you.
- The interview may not necessarily be completed by your child's teacher for 2024.
- The interview will take about 40 minutes.
- Parents will be provided with feedback about how you can support your child during the first year at school.

# Important Dates for 2024

<b>School Development Days</b>	Tuesday 30 January Wednesday 31 January
<b>Best Start</b>	Thursday 1 February Friday 2 February Monday 5 February
<b>First Day of Kindergarten</b>	Tuesday 6 February



# 2024 Kindergarten Classes

Students will be placed in soft classes on their first day of school.

## **Why do we put students in soft classes?**

In Week 5 hard classes will be formed.  
Around 20 students in each home class.

# School Organisation

Session/Break	K-2	3-6
Before School	8:30 – 9:00am	8:30 – 9:00am
Morning Session	9:00 – 11:15am	9:00 – 10:40am
Recess	11:15 – 11:45am * Fridays 10:40 – 11:10am	10:40 – 11:10am * Fridays 11:15 – 11:45am
Middle Session	11:45 – 1:15pm	11:10 – 12:40pm
Eating Time	1:15 – 1:30pm	12:40 – 12:55pm
Lunch	1:30 – 2:00pm	12:55 – 1:25pm
Afternoon Session	2:00 – 3:00pm	1:25 – 3:00pm

- Note: We stagger our starting times ONLY on the **first day of school** to give your child an opportunity to settle into their classroom as part of just a small group. For the **first couple of weeks** Kindergarten students will also finish at 2:45pm.*





# OOSH

## Out of School Hours Care

Wesley Out of School Hours Care is the provider of out of school hours care here at NKPS. The centre runs out of the school hall, library and some additional classrooms on-site. Morning care commences from 6:30am, while care in the afternoon is provided until 6:30pm. Enrolments may be obtained by contacting the Wesley OOSH office on 9626 6620 or by email – [oosh@wesleymission.org.au](mailto:oosh@wesleymission.org.au).



# School Uniforms

## Uniform Shop by Back to Basics

- The school uniform is available for purchase online through Back to Basics Schoolwear. Back to Basics delivers orders twice-weekly to the school for distribution to families.
- Any uniform may be worn on any day.



# Thank You And Questions

**For more information:**

Visit our school website or contact us

Phone: 8801 1911

Email: [northkellyville-p.school@det.nsw.edu.au](mailto:northkellyville-p.school@det.nsw.edu.au)

