



Parent Session

HOW TO SUPPORT CHILDREN WITH
READING AT HOME

20 minutes

READ

20 MINUTES A DAY



STUDENT A
reads at home



20
min/day

STUDENT B
reads at home



5
min/day

STUDENT C
reads at home



1
min/day

THEY WILL HEAR

1,800,000

282,000

8,000

WORDS PER YEAR

THEY WILL HAVE READ FOR

851

212

42

HOURS BY 6TH GRADE

Helps in language development

From the time your child is born, reading out loud is a positive influence. As your child grows, daily reading will help the brain make connections between the written and spoken word, widening vocabulary in the process.

Adding to that benefit, vocabulary knowledge equates to masterful spelling. In fact, reading, spelling and vocabulary are critically important to a child's lifelong achievement.

Promotes brain development

Educators have long said reading makes people smarter, and there's research backing them up. A recent study conducted by the American Academy of Paediatrics found reading to children of any age wakens a number of regions in the left part of the brain. The areas in the brain that become active involve understanding the meaning of words and concepts tied to memory.

Aids in understanding of a world outside our own

Reading is more than just translating written words into verbal form; it is about understanding those words were once ideas in the minds of great thinkers. It is about realizing those ideas can be connected to personal experiences.

Through daily reading, children are exposed to a world outside their own reality. It expands their know-how, opens their minds and creates the potential for a continuation of ideas and an endless number of possibilities.

Strengthens family relationships

There is nothing quite like reading together as a family. Whether you're flipping through picture books with your little ones or sitting in the same room with older kids while, each immersed in a piece of literature, these are times you remember.

For a moment, you are all able to escape worries and experience art in written form. It is something that can be recreated in different forms with every new book and family read-a-thon.

Why Don't Children Read More?

What do *you* think? Rate these responses:

- ___ Too tired to spend time reading
- ___ Don't have time to read
- ___ Trouble finding books he/she likes
- ___ Would rather do other things
- ___ Need to work on schoolwork/homework

Parents Say...

5. Too tired to spend time reading
4. Don't have time to read
3. Trouble finding books he/she likes
2. Would rather do other things
1. Need to work on schoolwork/homework

Children Say...

5. Too tired to spend time reading
4. Don't have time to read
3. Too much schoolwork/homework
2. Would rather do other things
- 1. Trouble finding books I like!**

You Can Make a Difference

- ▶ Help children choose “just right” books
- ▶ Know his/her interests, skills and strengths
- ▶ Help him/her preview the book
- ▶ Provide many kinds of reading materials
- ▶ Provide access to reading through technology
- ▶ Discuss/model the importance of reading at home
- ▶ Learn about characteristics of different books

Help Your Child Choose Books

- ▶ Books, magazines, newspapers, shopping lists, recipes, internet, audio/books
- ▶ Fiction and nonfiction
- ▶ Read more sophisticated materials to your child as well as easy, familiar text
- ▶ Provide material by interest in a topic, author or genre
- ▶ Tell your own stories: then write them, read them

Use Technology

When appropriate, here are great choices...

- ▶ Reading Eggs
- ▶ E-books delivered through apps (Epic, Oxford Owl, Wushka)
- ▶ Audio books
- ▶ Podcasts
- ▶ Hills Shire Libraries – audiobooks

Home Readers

What can I do?

Before reading

Get your child thinking about what the book might be about by asking some questions before you start reading. Here are some examples of what you could ask:

- ▶ What do you think this book is about? Why?
- ▶ Do you think this is a story or a fact book? Why?
- ▶ Can you read the title? Does this give you some more clues?
- ▶ What can you notice about the picture on the front of the book?


I'm Brave

Written by Sarah Prince

Illustrated by Roberto Fino



alphakids

























I'm Brave



Written by Sarah Prince
Illustrated by Roberto Fino



units of sound	simple code key words	complex code + key words		graphemes or spelling alternatives which are code for the sounds		
/a/	a  apple					
/e/	e  egg	-ea  head	-ai  said again			
/i/	i  insect	-y  cymbals				
/o/	o  octopus	wa  watch	qua  qualify		alt  salt	
/u/	u  umbrella	o  son	-ou  touch	-ough  no thoroughfare		
/ai/	ai  first aid	-ay  tray	a  table	-ae  sundae	a-e  cake	
		-ey  prey	-ea  break	eigh  eight		-aigh straight _____

During reading

If you tell your child every word they get stuck on, they won't learn to use the reading strategies they are learning at school and will expect you to tell them every time. This isn't going to help them to develop and grow as readers.

Here are some basic reading strategies your child may have been taught in the classroom:

- ▶ Can they use the picture to help?
- ▶ Stretch out the word – so for the word shouted – 'sh-ou-ted'.
- ▶ Can they see for chunks in the word, or smaller words in a larger word – so for shouted – they could see 'shout', or 'out'.
- ▶ Can they sound out the word?
- ▶ Get them to read to the end of the sentence for further clues. What would make sense?
- ▶ Get them to work out the first sound of the word and get their mouth ready for the word.

Ways to Take Action & Solve Words

ALWAYS...

- Make Sense
- Sound Right
- Look Right


Stretchy Snake



Slowly stretch
each letter
sound to make
the word.

ship = sh ip

Skippy Frog



Skip the tricky
word.

Read to the end.

Go back & try it
again.

Eagle Eye



Look at the
picture.

Think "what is in
the picture that
starts with the
beginning letter?"

Chunky Monkey




Break the word
into chunks you
already know.

m at

fl at

spl at ter


Flippy Dolphin



Flip the vowel
sound.

Try the long &
short sounds.

Lips the Fish



Get your
mouth
ready!

Say the
beginning
sound.


Tryin' Lion



Try to re-read
the sentence.

Think "what
makes sense?"

Gareful Gaterpillar




Carefully read the
whole word.

Think about all the
word parts.

Think about what
makes sense.

I'm brave.
I can catch
a lion.



After reading


When they have finished reading the book. Ask a few questions to check for comprehension.

Your child's comprehension is a vital component of them learning to read. A lot of the time parents listen to the home reader and then mark it off as complete. Getting into the habit of asking some questions at the end will help your child with their comprehension skills.

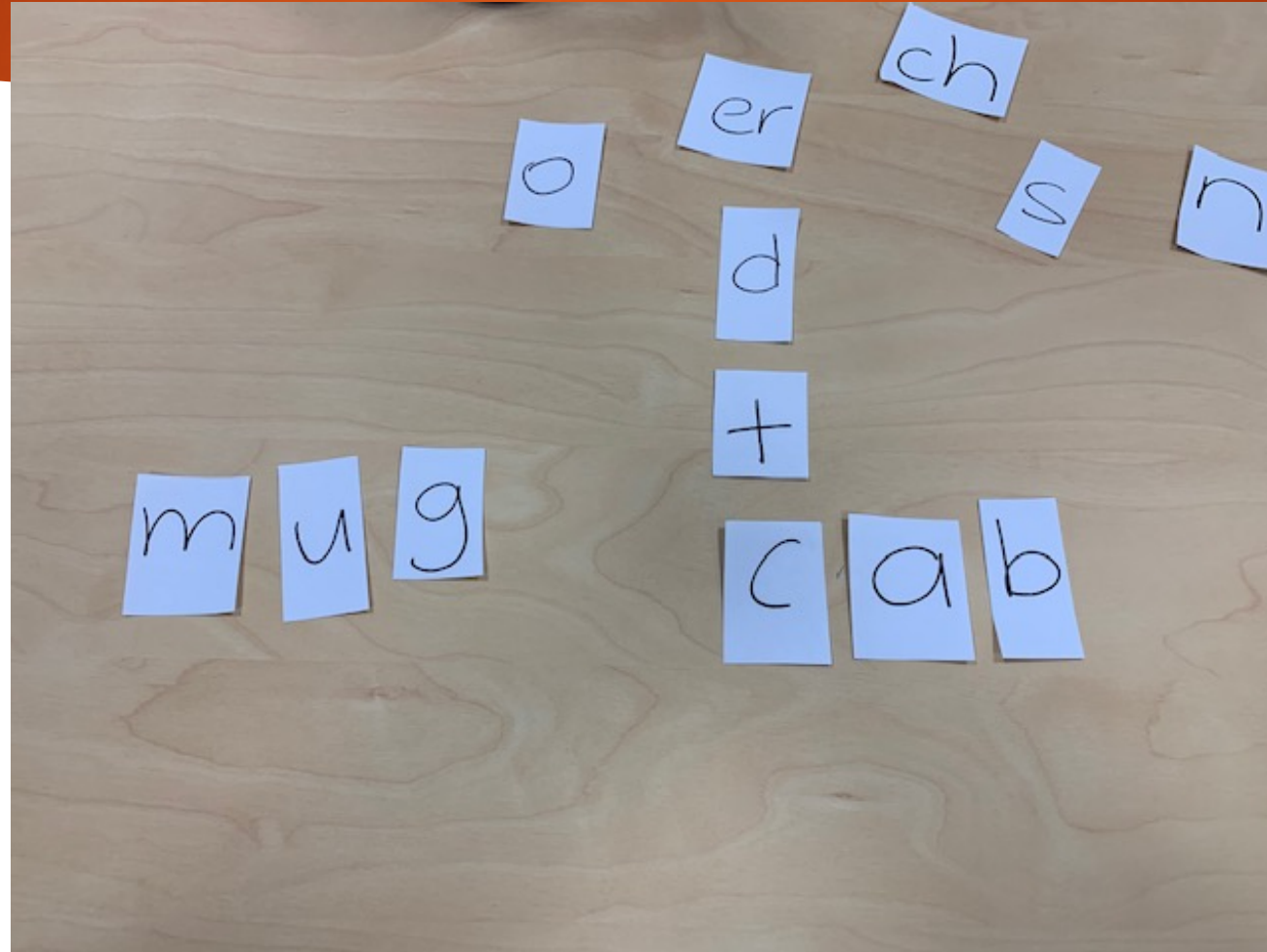
They don't have to be difficult questions, here are a few that you may like to ask:

- ▶ What was your favourite part of the book and why?
- ▶ How did you feel when you read that story?
- ▶ What did you learn from this story?
- ▶ What was the problem in the story?
- ▶ Which character did you like and why?

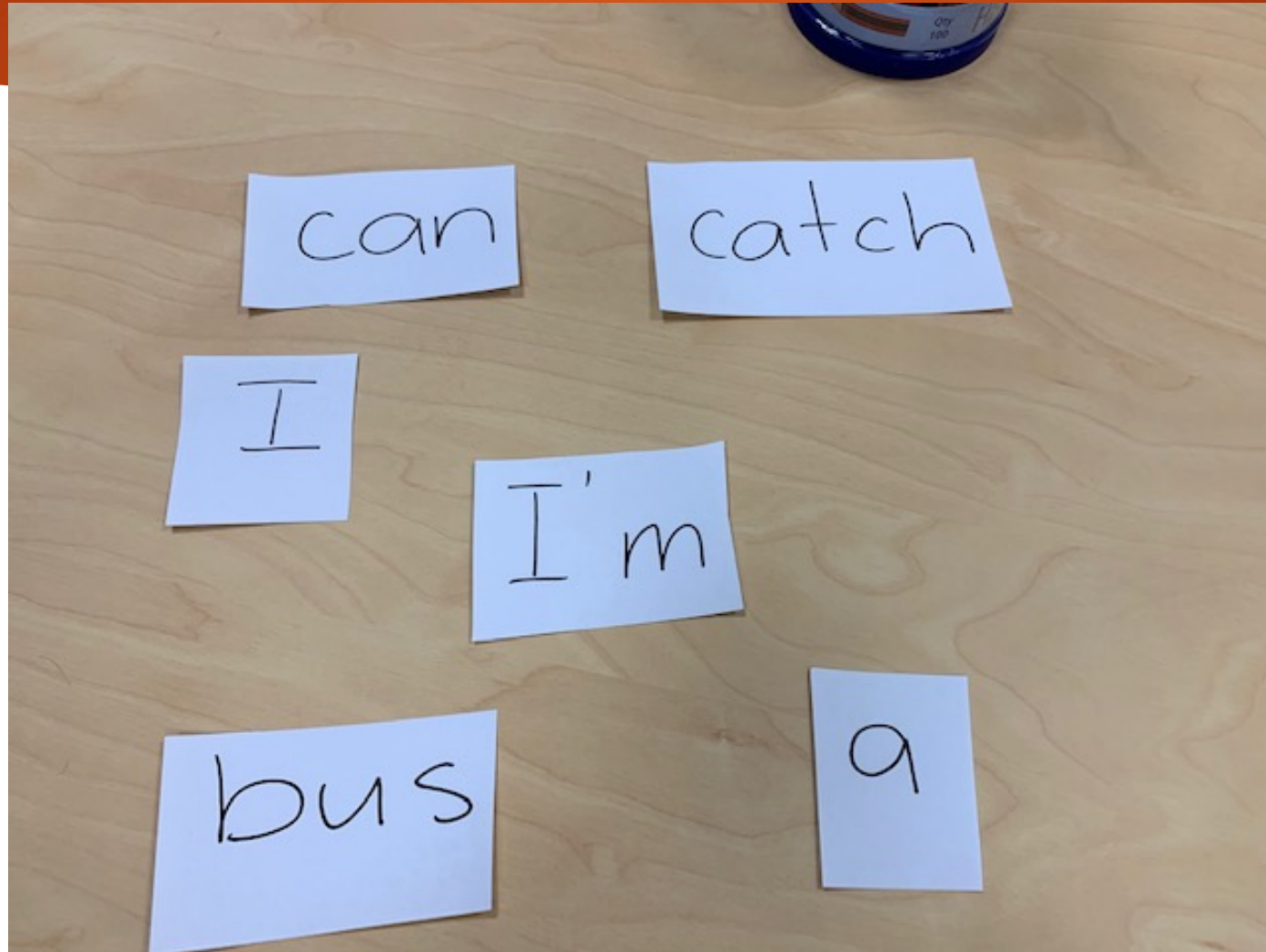
Individual sounds



Blend some sounds



Word in the book



Extension words

monster

tiger

lion

dragon

Make it Enjoyable!

- ▶ Reading is meant to be a fun enjoyable time with your child.
- ▶ If you are getting frustrated with them, this will rub off on them. If they are finding it hard or they are too tired – read a page each. Get them to follow along with you and make silly mistakes! Your children will love correcting you. Put on some silly glasses (the ones with big noses) and read the book together!

Useful Links

- ▶ There is a video on this website and some great basic tips

<https://education.nsw.gov.au/public-schools/practical-help-for-parents-and-carers/learning-resources/english/english-tips/learning-to-read>

- ▶ Great comprehension help

<https://education.nsw.gov.au/public-schools/practical-help-for-parents-and-carers/learning-resources/english/english-tips/build-comprehension-skills>

- ▶ Something for the older years

<https://education.nsw.gov.au/public-schools/practical-help-for-parents-and-carers/learning-resources/english/english-tips/when-older-kids-struggle>



▶ Overall

<https://education.nsw.gov.au/public-schools/practical-help-for-parents-and-carers>

▶ [Alphabet Code](#)