




## Year 2

### Term 4, Week 1 - At Home Learning Overview

*All the information you need to complete each task can be found on Seesaw or your printed home learning pack.*



	Monday 4 October	Tuesday 5 October	Wednesday 6 October	Thursday 7 October	Friday 8 October
<b>Additional Activities</b>					
<p><b>Zoom Meeting</b> Each child will need to check their allocated small group Zoom session time. Please view the Week 1 Timetable that is released on Seesaw from your child's home class teacher.</p>		<input type="checkbox"/> Seesaw: Morning check-in  <input type="checkbox"/> Teacher Video – Welcome to Week 1!  	<input type="checkbox"/> Seesaw: Morning check-in   <b>ZOOM</b> meetings 10:30am – 2H and 2M 11:00am – 2T, 2S and 2B 2A and 2D	<input type="checkbox"/> Seesaw: Morning check-in	<input type="checkbox"/> Seesaw: Morning check-in
<b>English</b>					
<p><b>Spelling</b> <i>Please note that all videos are only accessible through Seesaw.</i></p>		<input type="checkbox"/> Seesaw: Spelling Video Recording with Miss Bryant Sound of the Week: 'wh' saying /w/  <b>Spelling words:</b> when, which, where, why, whenever, wheel, whisper, white  <i>If you can find additional words with the same sound you can add them to your list for the week.</i>	<input type="checkbox"/> Spelling: Memory Game Let's practise saying <i>wh</i> . Read the <i>wh</i> words, make flash cards (2 per word) and play a game of memory. Shuffle the cards, place them face over, try and find the pairs. Play against your parents or siblings or even time yourself for extra fun!  <input type="checkbox"/> Reading Eggspress: Spelling Lesson 2.13 - 'wh'	<input type="checkbox"/> Spelling: Rainbow Sounds Write out your spelling words changing colour every time you hear a new sound.  <u>For example:</u> wh e n wh ee l	<input type="checkbox"/> Spelling: Sentences Write five <b>detailed</b> sentences including any of your spelling words from this week. Underline your spelling words as you write them.  <u>For example:</u> The large, dirty <u>wheel</u> was on the hot, steaming road.
<p><b>Reading and Viewing</b> <i>Please note that all videos are only accessible through Seesaw.</i></p>		<input type="checkbox"/> Read to Self for 15 minutes  <input type="checkbox"/> Fidget Spinner Comprehension on TeacherMade. Please view the learning schedule that is uploaded on Seesaw to access the link.	<input type="checkbox"/> Read to Self for 15 minutes.  <input type="checkbox"/> Reading Eggspress/Fast Phonics Comprehension: Lesson 56 – Wet	<input type="checkbox"/> Read to Self for 15 minutes.  <input type="checkbox"/> Recycling Comprehension on TeacherMade. Please view the learning schedule that is uploaded on Seesaw to access the link.	<input type="checkbox"/> Seesaw: Reading Video Recording with Mr Decent. Record yourself reading a page from your book.

			<input type="checkbox"/> Seesaw: Phonemic Awareness: Heggerty's Video Recording with Mrs Hughes		
<b>Writing and Representing</b> <i>Imaginative Writing</i>  <i>Please note that we encourage students to complete writing and handwriting tasks on a piece of paper and upload a picture to Seesaw.</i>		<input type="checkbox"/> Seesaw: Character Description – Appearance	<input type="checkbox"/> Seesaw: Free Write Activity – Topic: We were at the zoo, when an elephant escaped!  <input type="checkbox"/> Handwriting – Magic 'C' Letter revision and Number formation	<input type="checkbox"/> Seesaw: Character Description – Personality	<input type="checkbox"/> Seesaw: Character Description – Feelings
<b>Mathematics</b>					
<b>Number and Algebra</b>  <b>Measurement and Geometry</b>  <b>Statistics and Probability</b>		<input type="checkbox"/> Seesaw: Maths Mentals Revision	<input type="checkbox"/> Mathletics Assigned Task: Whole number – Test	<input type="checkbox"/> Seesaw: Maths Mentals Revision	<input type="checkbox"/> Seesaw: Maths Mentals Revision
<b>Other</b>					
If you would like some optional activities, please view the Extra KLA Grid.					

## Year 2

### Term 4, Week 2 - At Home Learning Overview

*All the information you need to complete each task can be found on Seesaw or your printed home learning pack.*

	Monday 11 October	Tuesday 12 October	Wednesday 13 October	Thursday 14 October	Friday 15 October
Additional Activities					
<p><b>Zoom Meeting</b> Each child will need to check their allocated small group Zoom session time. Please view the Week 2 Timetable that is released on Seesaw from your child's home class teacher.</p>	<input type="checkbox"/> Seesaw: Morning check-in  <input type="checkbox"/> Teacher Video – Welcome to Week 2!	<input type="checkbox"/> Seesaw: Morning check-in	<input type="checkbox"/> Seesaw: Morning check-in   <b>ZOOM</b> meetings 10:30am – 2H and 2M 11:00am – 2T, 2S and 2B 2A and 2D	<input type="checkbox"/> Seesaw: Morning check-in   <b>ZOOM</b> meetings 12:30pm - Stage 1 Assembly	<input type="checkbox"/> Seesaw: Morning check-in
English					
<p><b>Spelling</b> <i>Please note that all videos are only accessible through Seesaw.</i></p>	<input type="checkbox"/> Seesaw: Spelling Video Recording with Miss Bryant Sound of the Week: 'ew' saying /oo/ and /yoo/  <b>Spelling words:</b> few, new, dew, stew, flew, threw, Andrew, renew, chew, brew, pew, knew, mildew, nephew  <i>If you can find additional words with the same sound you can add them to your list for the week.</i>	<input type="checkbox"/> Spelling: Memory Game Let's practise saying ew. Read the ew words, make flash cards (2 per word) and play a game of memory. Shuffle the cards, place them face over, try and find the pairs. Play against your parents or siblings or even time yourself for extra fun!	<input type="checkbox"/> Spelling: Word Hunt While reading today write a list of any other words that you find in the book that have the ew sound. Add these to your spelling list for the week to practice.  <input type="checkbox"/> Reading Eggspress: Spelling Lesson 1.28 - 'ew and ue'	<input type="checkbox"/> Spelling: Rainbow Sounds Write out your spelling words changing colour every time you hear a new sound.  <u>For example:</u> F ew N e ph ew	<input type="checkbox"/> Spelling: Sentences Write five detailed sentences including any of your spelling words from this week. Underline your spelling words as you write them. <u>For example:</u> I have a <u>few new</u> toys that I like to play with in the sunshine on a hot day.
<p><b>Reading and Viewing</b> <i>Please note that all videos are only accessible through Seesaw.</i></p>	<input type="checkbox"/> Read to Self for 15 minutes	<input type="checkbox"/> Read to Self for 15 minutes  <input type="checkbox"/> Popular Pets Comprehension on Teachermade. Please view the learning schedule that is uploaded on Seesaw to access the link.	<input type="checkbox"/> Read to Self for 15 minutes  <input type="checkbox"/> Reading Eggspress/Fast Phonics Comprehension: Lesson 57 – Farms	<input type="checkbox"/> Read to Self for 15 minutes  <input type="checkbox"/> Minecraft Comprehension on Teachermade. Please view the learning schedule that is uploaded on Seesaw to access the link.	<input type="checkbox"/> Seesaw: Reading Video Recording with Mr Decent. Record yourself reading a page from your book

<b>Writing and Representing</b> <i>Imaginative Writing</i>  <i>Please note that we encourage students to complete writing and handwriting tasks on a piece of paper and upload a picture to Seesaw.</i>	<input type="checkbox"/> Seesaw: Introduction to what a setting means in imaginative texts	<input type="checkbox"/> Seesaw: Using our five senses	<input type="checkbox"/> Seesaw: Free Write Activity – Topic: We turned the corner and saw a dark, spooky house...  <input type="checkbox"/> Handwriting – Falling letters revision and Number formation	<input type="checkbox"/> Seesaw: Planning setting description	<input type="checkbox"/> Seesaw: Reflection writing task
--	--	--	--	---	--

**Mathematics**

<b>Number and Algebra</b>	<input type="checkbox"/> Seesaw: Money	<input type="checkbox"/> Seesaw: Money Combinations	<input type="checkbox"/> Mathletics Assigned Task: Skip counting with coins	<input type="checkbox"/> Seesaw: Money - Let's go shopping!	<input type="checkbox"/> Seesaw: Maths Mentals Revision
---------------------------	--	---	---	---	---


**Other**

If you would like some optional activities, please view the Extra KLA Grid.

## Year 2

### Term 4, Week 3 - At Home Learning Overview

*All the information you need to complete each task can be found on Seesaw or your printed home learning pack.*

	Monday 18 October	Tuesday 19 October	Wednesday 20 October	Thursday 21 October	Friday 22 October
<b>Additional Activities</b>					
<p><b>Zoom Meeting</b> Each child will need to check their allocated small group Zoom session time. Please view the Week 3 Timetable that is released on Seesaw from your child's home class teacher.</p>	<input type="checkbox"/> Seesaw: Morning check-in  <input type="checkbox"/> Teacher Video – Welcome to Week 3!	<input type="checkbox"/> Seesaw: Morning check-in	<input type="checkbox"/> Seesaw: Morning check-in  <div style="text-align: center;">  <p>10:30am – 2H and 2M 11:00am – 2T, 2S and 2B 2A and 2D</p> </div>	<input type="checkbox"/> Seesaw: Morning check-in	<input type="checkbox"/> Seesaw: Morning check-in
<b>English</b>					
<p><b>Spelling</b>  <i>Please note that all videos are only accessible through Seesaw.</i></p>	<input type="checkbox"/> Seesaw: Spelling Video Recording with Miss Bryant Sound of the Week: 'ph' saying /f/  <b>Spelling words:</b> Christopher, dolphin, phantom, elephant, Philip, Phillipa, phonics, sphinx, alphabet  <i>If you can find additional words with the same sound you can add them to your list for the week.</i>	<input type="checkbox"/> Spelling: Memory Game Let's practise saying 'ph'. Read the 'ph' words, make flash cards (2 per word) and play a game of memory. Shuffle the cards, place them face over, try and find the pairs. Play against your parents or siblings or even time yourself for extra fun!	<input type="checkbox"/> Spelling: Word Hunt While reading today write a list of any other words that you find in the book that have the 'ph' sound. Add these to your spelling list for the week to practice.  <input type="checkbox"/> Reading Eggspress: Spelling Lesson 1.29 - 'wh and ph'	<input type="checkbox"/> Spelling: Rainbow Sounds Write out your spelling words changing colour every time you hear a new sound.  <b>For example:</b> <span style="color: red;">p</span> <span style="color: blue;">h</span> <span style="color: green;">o</span> <span style="color: yellow;">n</span> <span style="color: purple;">i</span> <span style="color: pink;">c</span> <span style="color: cyan;">s</span> <span style="color: red;">E</span> <span style="color: blue;">l</span> <span style="color: green;">e</span> <span style="color: yellow;">p</span> <span style="color: purple;">h</span> <span style="color: pink;">a</span> <span style="color: cyan;">n</span> <span style="color: magenta;">t</span>	<input type="checkbox"/> Spelling: Sentences Write five detailed sentences including any of your spelling words from this week. Underline your spelling words as you write them.  <b>For example:</b> I saw an enormous <u>elephant</u> at the zoo next to the <u>dolphins</u> .
<p><b>Reading and Viewing</b>  <i>Please note that all videos are only accessible through Seesaw.</i></p>	<input type="checkbox"/> Read to Self for 15 minutes	<input type="checkbox"/> Read to Self for 15 minutes  <input type="checkbox"/> Dolphins Comprehension on TeacherMade. Please view the learning schedule that is uploaded on Seesaw to access the link.	<input type="checkbox"/> Read to Self for 15 minutes  <input type="checkbox"/> Reading Eggspress/Fast Phonics Comprehension: Lesson 58 – Fighter Planes	<input type="checkbox"/> Read to Self for 15 minutes  <input type="checkbox"/> Wake Up Time! Comprehension on TeacherMade. Please view the learning schedule that is uploaded on Seesaw to access the link.	<input type="checkbox"/> Seesaw: Reading Video Recording with Mr Decent. Record yourself reading a page from your book

<p><b>Writing and Representing</b> <i>Imaginative Writing</i></p> <p><i>Please note that we encourage students to complete writing and handwriting tasks on a piece of paper and upload a picture to Seesaw.</i></p>	<input type="checkbox"/> Seesaw: Identifying the Complication Paragraph	<input type="checkbox"/> Seesaw: Imaginative Task: Monster Writing	<input type="checkbox"/> Seesaw: Free Write Activity – Topic: It was midnight, I looked out of my window and saw a strange, green light...  <input type="checkbox"/> Handwriting – Bouncing letters revision and Number formation	<input type="checkbox"/> Seesaw: Writing the Resolution to a Problem	<input type="checkbox"/> Seesaw: Reflection writing task
<b>Mathematics</b>					
<p><b>Measurement and Geometry</b></p>	<input type="checkbox"/> Seesaw: Volume	<input type="checkbox"/> Seesaw: Volume – Displacement	<input type="checkbox"/> Mathletics Assigned Task: Flip, Slide, Turn	<input type="checkbox"/> Seesaw: 2D Space – Flip, Slide and Turn	<input type="checkbox"/> Seesaw: 2D Space – Symmetry
<b>Other</b>					
If you would like some optional activities, please view the Extra KLA Grid.					