

Learning From Home

Take-home Pack



Term 4 | Weeks 1-3

2021



Learning from Home Activity Grid Term4 (Week1)

Term 4 Week 1- Home Learning Overview English

	Monday	Tuesday	Wednesday	Thursday	Friday
Morning/ Wellbeing Check in	Morning Circle and Daily Check in assigned at SeeSaw	Morning Circle and Daily Check assigned at SeeSaw	Morning Circle and Daily Check in assigned at SeeSaw	Morning Circle and Daily Check in assigned at SeeSaw	Morning Circle and Daily Check in assigned at SeeSaw
Spellings	Read, and practice writing spellings of the day	Read and practice writing spellings of the day	Read and practice writing spellings of the day	Read and practice writing spellings of the day	Read all the spellings from Monday to Thursday. - Write five words without copying.
Reading and Viewing	<ul style="list-style-type: none"> - Comprehension Task for each day - SPELD books - Reading egg - Storyline online - Starfall 	<p>Make sure to read SPELD books or reading on apps each day until you are fluent. https://www.speldsa.org.au/SPELD-SA-Phonic-Readers-New-Series https://storylineonline.net/ https://www.starfall.com/h/im-reading/</p>			
Writing and Representing	- Recount writing and drawing a picture.	Making Words and Sentences using word families.	Making Words and Sentences using word families.	Making Words and Sentences using word families.	Descriptive writing (Make two simple sentences)
Speaking and Listening	Jolly Phonics phase 1 and Phase 3 (Practice	<ul style="list-style-type: none"> - Practice Jolly phonics each day, speaking out loud spellings and words from word families each day. - Listen to a story each day. 			

Mathematics

Number and Algebra	-Skip Counting - Multiplication through repeated addition (focus on grouping)	-Skip Counting - Multiplication through repeated addition (focus on grouping)	- Skip counting - Multiplication through repeated addition (focus on grouping)		
Measurement and Geometry				Shapes recognition	Shape recognition

Fine, Gross Motor Skills and Wellbeing

Fine motor skills	Practice cutting , drawing and painting each day to enhance fine motor skills. Activities are attached in the pack .
Gross Motor skills	Practice balancing, jumping, climbing , movement breaks etc each day to enhance gross motor skills. Activities will be assigned on SeeSaw
Mindfulness	Practice breathing methods, guided imagery and other practices to relax the body and mind and help reduce stress.

Other KLA's

If you would like any additional activities , please view the extra KLA grids at the end of the pack.

Term 4 Week 2- Home Learning Overview English

	Monday	Tuesday	Wednesday	Thursday	Friday
Morning/ Wellbeing Check in	Morning Circle and Daily Check in	Morning Circle and Daily Check in	Morning Circle and Daily Check in	Morning Circle and Daily Check in	Morning Circle and Daily Check in
Spellings	Read, and practice writing spellings of the day	Read and practice writing spellings of the day	Read and practice writing spellings of the day	Read and practice writing spellings of the day	Read all the spellings from Monday to Thursday. - Write five words without copying.
Reading and Viewing	<ul style="list-style-type: none"> - Comprehension Task for each day - SPELD books - Reading egg - Storyline online - Starfall 	<p>Make sure to read SPELD books or reading on apps each day until you are fluent. https://www.speldsa.org.au/SPELD-SA-Phonic-Readers-New-Series https://storylineonline.net/ https://www.starfall.com/h/im-reading/</p>			
Writing and Representing	- Recount writing and drawing a picture.	Making Words and Sentences using word families.	Making Words and Sentences using word families.	Making Words and Sentences using word families.	Descriptive writing (Make two simple sentences)
Speaking and Listening	Jolly Phonics phase 1 and Phase 3 (Practice speaking and listening each day)	<ul style="list-style-type: none"> - Practice Jolly phonics each day - Listen to a story each day. - Make sure to take a video of reading spellings or a page from a book once a week and post it on SeeSaw . - 			

Mathematics

Number and Algebra	Multiplication through repeated addition (focus on addition and multiplication)	Multiplication through repeated addition (focus on addition and multiplication)	- Multiplication through repeated addition (focus on addition and multiplication)	- Multiplication through repeated addition (focus on addition and multiplication)	Multiplication through repeated addition (focus on addition and multiplication)
Measurement and Geometry					

Fine, Gross Motor Skills and Wellbeing

Fine motor skills	Practice cutting , drawing and painting each day to enhance fine motor skills. Activities are attached in the pack .
Gross Motor skills	Practice balancing, jumping, climbing , movement breaks etc each day to enhance gross motor skills. Activities will be assigned on SeeSaw
Mindfulness	Practice breathing methods, guided imagery and other practices to relax the body and mind and help reduce stress.

Other KLA's

If you would like any additional activities , please view the extra KLA grids at the end of the pack.

Term 4 Week 3- Home Learning Overview English

	Monday	Tuesday	Wednesday	Thursday	Friday
Morning/ Wellbeing Check in	Morning Circle and Daily Check in	Morning Circle and Daily Check in	Morning Circle and Daily Check in	Morning Circle and Daily Check in	Morning Circle and Daily Check in
Spellings	Read, and practice writing spellings of the day	Read and practice writing spellings of the day	Read and practice writing spellings of the day	Read and practice writing spellings of the day	Read all the spellings from Monday to Thursday. - Write five words without copying.
Reading and Viewing	<ul style="list-style-type: none"> - Comprehension Task for each day - SPELD books - Reading egg - Storyline online - Starfall 	<p>Make sure to read SPELD books or reading on apps each day until you are fluent.</p> <p>https://www.speldsa.org.au/SPELD-SA-Phonic-Readers-New-Series</p> <p>https://storylineonline.net/</p> <p>https://www.starfall.com/h/im-reading/</p>			
Writing and Representing	- Recount writing and drawing a picture.	Making Words and Sentences using word families.	Making Words and Sentences using word families.	Making Words and Sentences using word families.	Descriptive writing (Make three simple sentences using words from word families)
Speaking and Listening	Jolly Phonics phase 1 and Phase 3 (Practice sneaking and	<ul style="list-style-type: none"> - Practice Jolly phonics each day - Listen to a story each day. - Make sure to take a video of reading spellings or a page from a book once a week and post it on SeeSaw 			

Mathematics

Number and Algebra			- Revisit Addition and Subtraction	- Revisit Addition and Subtraction	- Revisit Addition and Subtraction
Measurement and Geometry	Time- Measuring time and recognizing minute hand , hour hand etc and also half past, quarter to and quarter past.	Time- Measuring Time and recognizing half past, quarter to and quarter past.			

Fine, Gross Motor Skills and Wellbeing

Fine motor skills	Practice cutting , drawing and painting each day to enhance fine motor skills. Activities are attached in the pack .
Gross Motor skills	Practice balancing, jumping, climbing , movement breaks etc each day to enhance gross motor skills. Activities will be assigned on SeeSaw
Mindfulness	Practice breathing methods, guided imagery and other practices to relax the body and mind and help reduce stress.

Other KLA's

If you would like any additional activities , please view the extra KLA grids at the end of the pack.

Week 1 , 2 and 3 SPELLINGS

Learning Intention- (WALT) We are learning to spell prefix words and understand their meaning.

Success Criteria (WILF)- What I am looking for

1. I can read the word using Phonemic awareness
2. I can understand the meaning
3. I can recall and write the word without copying.

Week 1 , 2 and 3 Comprehension

Learning Intention- (WALT) We are learning to understand simple text and answer question based on that.

Success Criteria (WILF)- What I am looking for

1. I can read the text.
2. I can understand the text or make out meaning.
3. I can answer simple questions related to the text.

Week 1 , 2 and 3 Word family

Learning Intention- (WALT) We are learning to read blended sounds and make words with it.

Success Criteria (WILF)- What I am looking for

1. I can say the sounds.
2. I can blend two or more sounds.
3. I can use the correct letter formation to write the sound.
4. I can read the sounds on their own ,within words and blend two or more sounds.
5. I can write 3 or more words/sentences with the sounds in them

For Sentence writing

Learning Intention (WALT)-We are learning how to write a complete sentence.

Success Criteria (WILF)- What I am looking for

1. I can use Capital Letter to start the sentence.
2. I can write well formed letters.
3. I can use finger spaces between two words.
4. I can make a sentence that make sense/meaning.
5. I can use full stop at the end.

Reading SPELD books- Week 1 , 2 and 3

Learning Intention- (WALT) We are learning to read the sounds and words associated with the sound.

Success Criteria (WILF)- What I am looking for

1. I can say the sound.
2. I can read the words
3. I can read the words and sentences.

Week 3 Time

Learning Intention (WALT)- We are learning to recognize half past , quarter past , quarter too and o" clock.

Success Criteria(WILF)- What I am looking for

1. I can tell all the numbers in the clock.
2. I can identify o'clock, half past , quarter too and quarter past.
3. I can use this in my real life.

Week 3 Subtraction and Addition

Learning Intention (WALT)- We are revisiting some know concept for problem solving.

Success Criteria (WILF)- What I am looking for

1. I can use count on and back method in head to solve problems.
2. I can use number line to solve problems.

Week 1 and 2 Grouping , Repeated addition and Multiplication

Learning Intention- (WALT) We are learning to arrange items/objects in groups with focus on repeated addition strategy for multiplication

Success Criteria (WILF)- What I am looking for

1. I can use counters/marbles/pebbles to make equal groups.
2. I can perform repeated addition by using skip counting – for example- 2,4, 6 , 8 etc.
3. I can reach the end result using repeated addition.
4. I can write how many groups with how many items , for example- 5 groups of 3 items each that is $5 \times 3 = 15$

Skip counting

Learning Intention- (WALT) We are learning to skip count forward.

Success Criteria (WILF)- What I am looking for

1. I can skip count forward in 2's , 3's, 4's, 5's and 10's .
2. I can identify the skip counting patterns.
3. I can reach the end result , how many in total.



4th October 2021

PREFIX

The sound that comes before a root word is called a **prefix**, a **prefix**. When the **prefix** is added, it changes the meaning of the word. That's what a **prefix** does.



A prefix is added to the beginning of a word to make a new word.

PREFIX	+	BASE WORD	=	NEW WORD
UN = not		HAPPY		UNHAPPY



Spelling List (un–prefix)

unwell	unlucky
undo	unlock
untrue	unhappy
unwrap	untidy
unpack	undress

Monday – Write each spelling word three times.

Tuesday- Write your spelling in white board.

Wednesday- Write your spelling with rainbow colours.

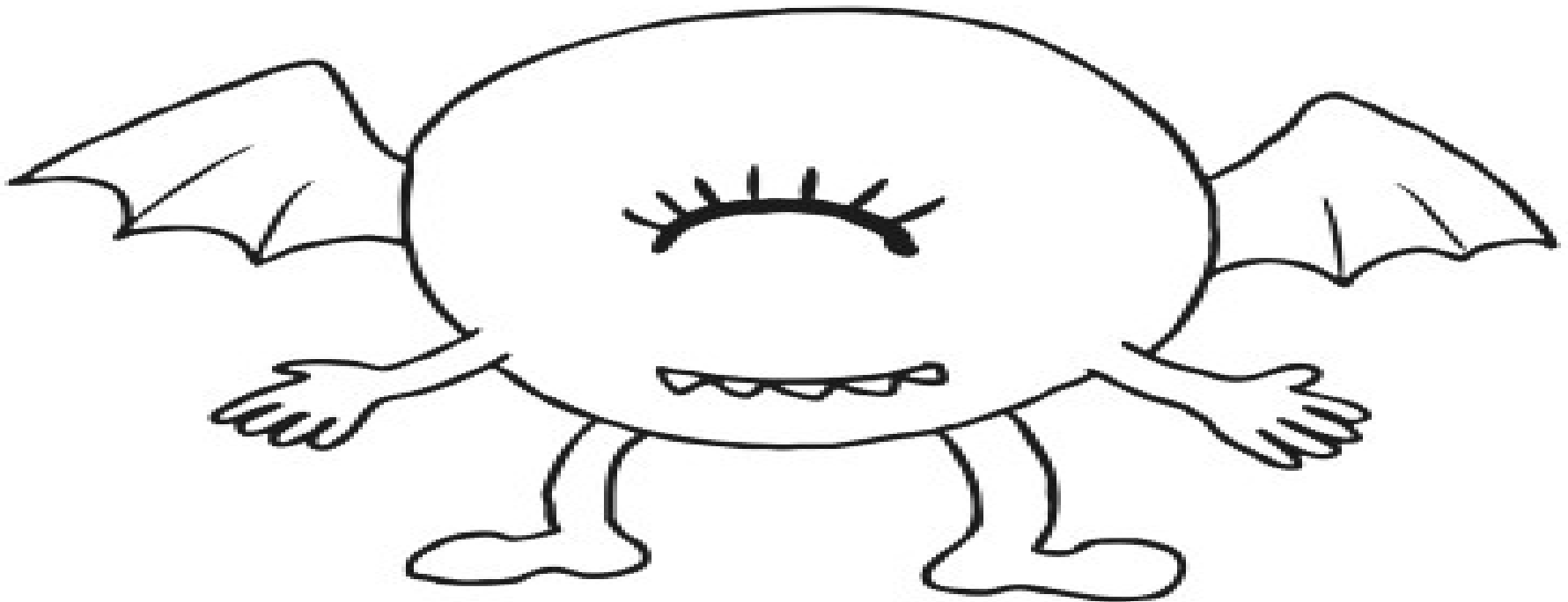
Thursday- Type your spelling on Word Document.

Friday- Take a practice test. Ask an adult to read your words three times to you so you can write them without looking at the list.

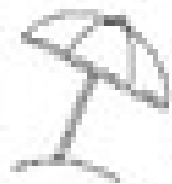
Reading Comprehension

Three Key Words

Read the sentence and colour the picture.



1. My left arm is yellow.
2. My right leg is orange.
3. My wings are purple and green.
4. My right arm is blue.
5. My left leg is green.
6. My body is red and black.





My School Holidays Recount



By: _____

A large, empty rounded rectangular box with a thick black border, intended for a drawing or illustration.

Words With "at"



Cut out the words. Glue the words
beside the matching picture.

Name _____


hat

bat

fat

cat

rat



Words with "at"



at

I see a black _____.



I will wear a _____.



rat
fat
cat
bat
hat

The _____ is in the cave.



Did you see the _____?



That cat is very _____.



Name _____

Example of Skip Counting using Paper Clips and Counters:



Use paper clips and disposable plate to do this activity as show in the picture, ask an adult to help.

OR

Use coins/counters to skip count of Hundreds Chart . Practice 2's , 5's and 10's Also practice counting in 3's.

Dot to Dot

Join the dots to reveal the full picture!












Skip Counting
Dot to Dot Activity
- Find the Skip
counting Pattern –
is it in 2's , 4's or
5's?

Skip Counting by 2s Game




Help Hoppy the Kangaroo find his friends. He must cross the field without hopping onto the snakes! The only way he can get across is to move one rock at a time and skip count by 2s. He can only hop onto a rock that is next to him.

Skip count from 2 to 30 and colour in the number rocks to show your path.

	10	18	4	14	20
8	4	16	20		6
4	6		2	12	18
8	16	30	14	10	
	10	12	16	28	14
8		10		18	26
20	22	14	20	24	20
	8	12	22	8	

Example of Multiplication as Repeated Addition Strategy:-

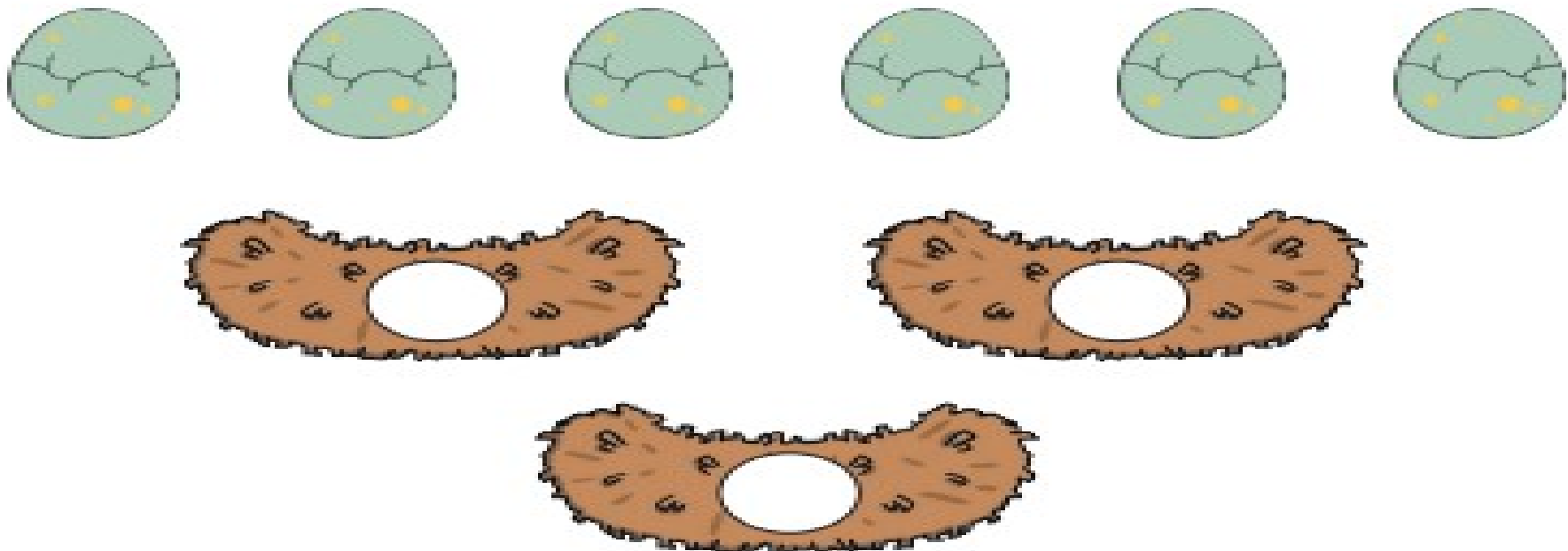
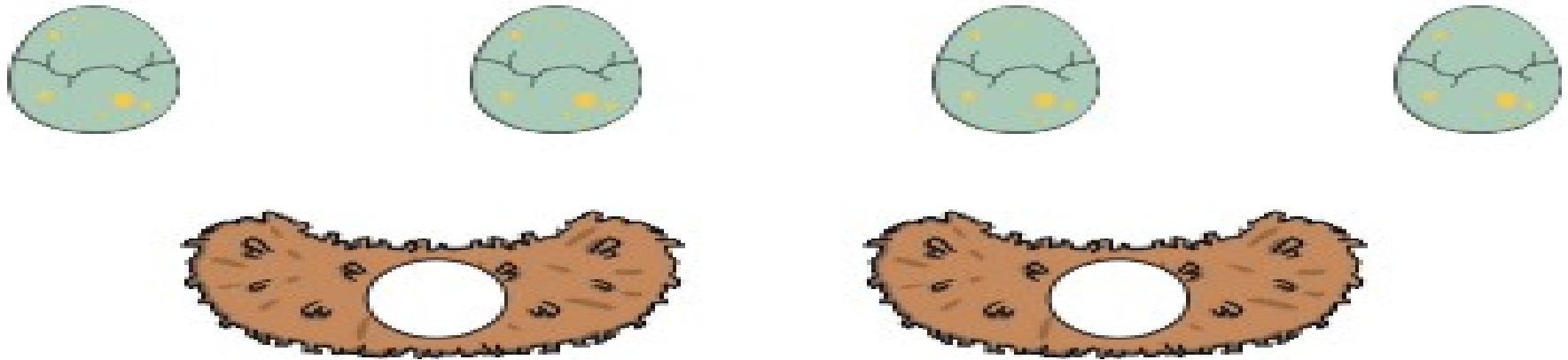
What is Repeated Addition – Repeated addition is adding equal groups together. It is also known as multiplication. If the same number is repeated then, we can write that in the form of multiplication.




Focus on grouping items/objects.

Dinosaur Egg Sharing

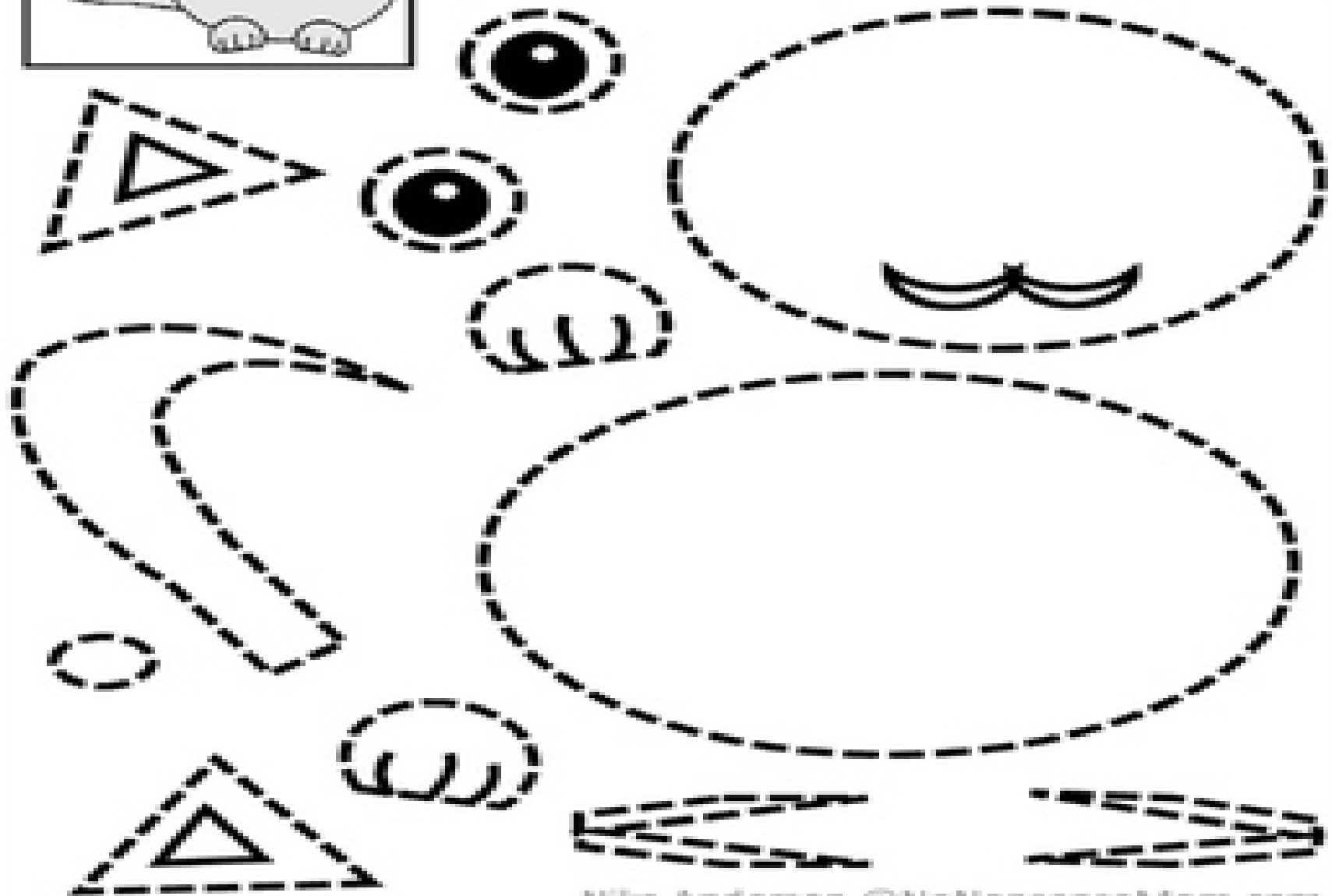
Can you share the eggs equally between the nests? Draw the eggs in each nest. Then, in the circle, write how many eggs are in each nest.





Cut and Paste Me—CAT

Color, cut, and paste the shapes onto construction paper to make the cat.





5th October 2021



Spelling List (un–prefix)

unwell	unlucky
undo	unlock
untrue	unhappy
unwrap	untidy
unpack	undress

Monday – Write each spelling word three times.

Tuesday- Write your spelling in white board.

Wednesday- Write your spelling with rainbow colours.


Thursday- Type your spelling on Word Document.

Friday- Take a practice test. Ask an adult to read your words three times to you so you can write them without looking at the list.


Reading Comprehension

Three Key Words


Read the sentence and colour the picture.




I have black and yellow stripes.



I have orange and black spots.




I have black and white stripes.

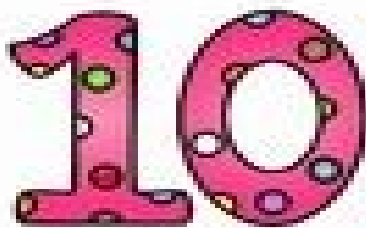


I have blue and green stripes.


-en



hen



ten



yen



den



Ben



pen





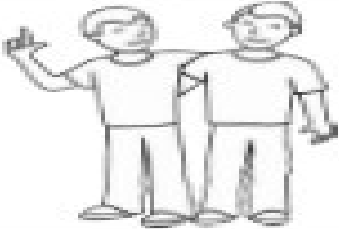

Ken



men

Onset and Rime 'en' Cut and Glue Activity



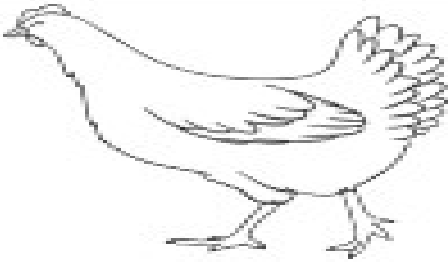

Cut and glue the letters to make the word for the picture in each box.

			
	en		en
			
	en		en

h	p	t	m
----------	----------	----------	----------

Onset and Rime 'en' Cut and Glue Activity


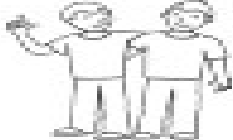






Cut and glue the letters to make the word for the picture in each box.

e	h	p	t	m	n
e	n	e	n	e	n

Onset and Rime 'en' Cut and Glue Activity


Cut and glue the letters in the top blocks to make the word for the picture in each box. Write the letters underneath each word once you have finished gluing.

e	m	t	p	h	n
e	n	e	n	e	n

Dot to Dot

Join the dots to reveal the full picture!



Skip Counting
Dot to Dot Activity
- Find the Skip
counting Pattern –
is it in 2's , 4's or
5's?



Summer Skip Counting

Skip count to find the total number of ice cream scoops.



Skip count to find the total number of fish in the tanks.



Skip count to find the total number of flowers.



Skip count to find the total number of shoes.



Skip count to find the total number of jellybeans.




Skip count to find the total number of spots on the ladybugs.



Example of Multiplication as Repeated Addition Strategy:-

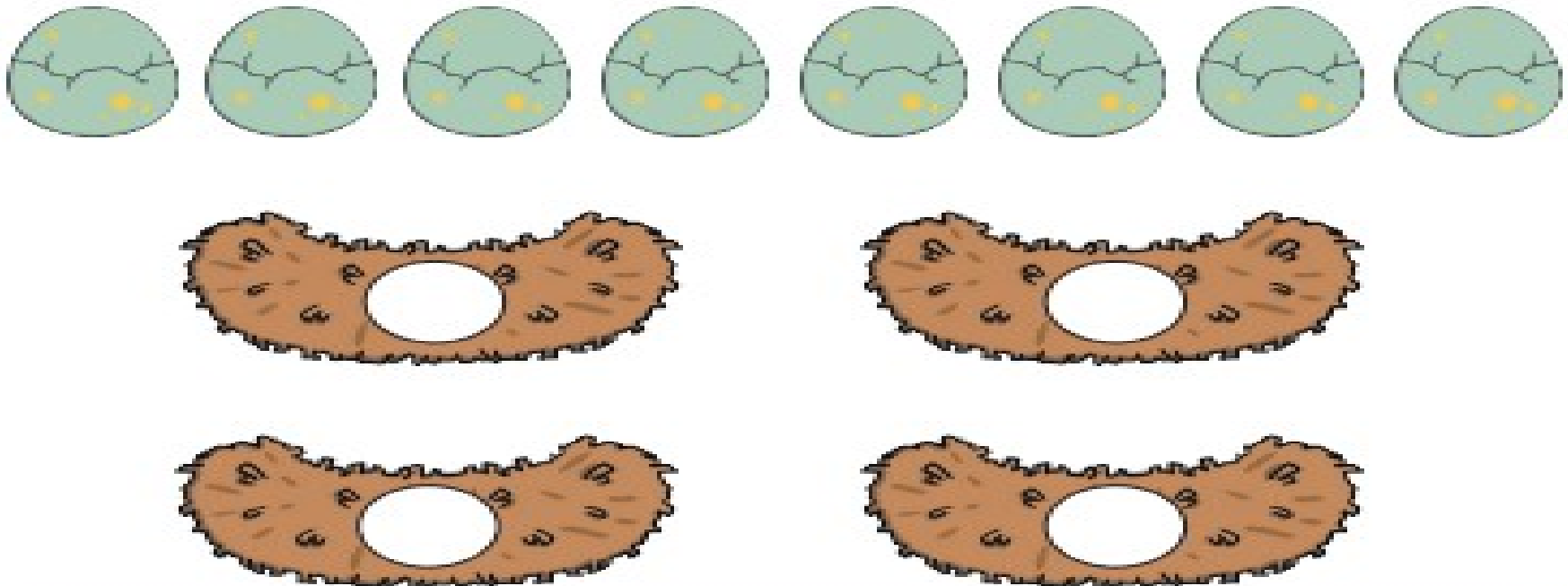
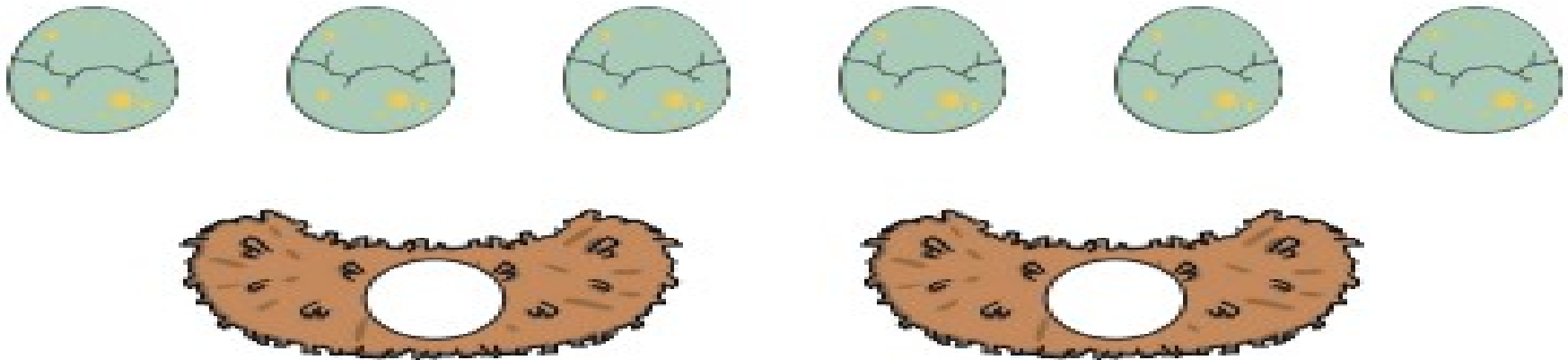
What is Repeated Addition – Repeated addition is adding equal groups together. It is also known as multiplication. If the same number is repeated then, we can write that in the form of multiplication.



Focus on grouping items/objects.

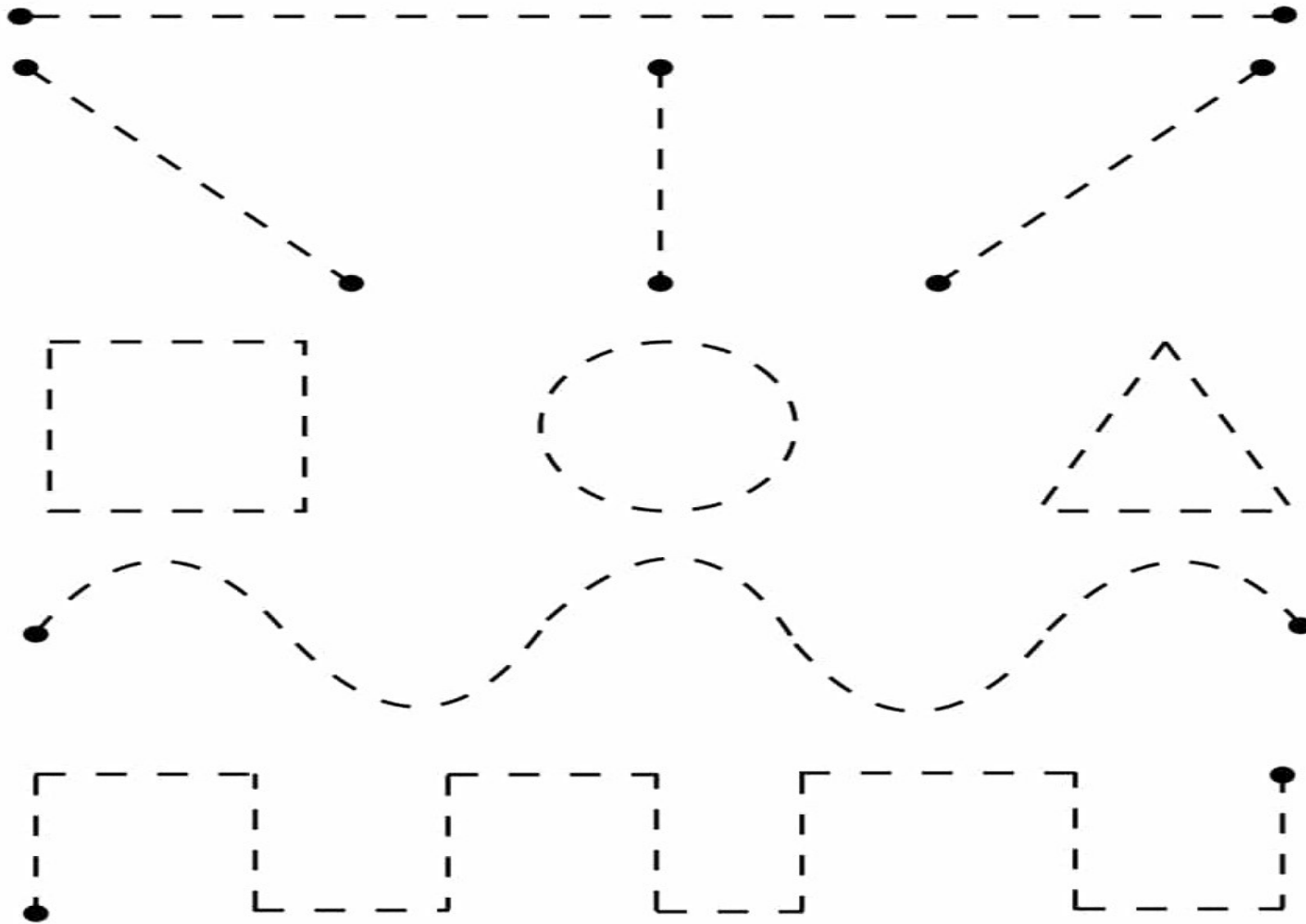
Dinosaur Egg Sharing

Can you share the eggs equally between the nests? Draw the eggs in each nest. Then, in the circle, write how many eggs are in each nest.



Fine Motor Skills Practice

Directions: Practice holding your pencil just right. Use your fine motor skills to trace or color the lines and shapes below. Try to stay on the lines and have fun!





6th October 2021



Spelling List (un–prefix)

unwell	unlucky
undo	unlock
untrue	unhappy
unwrap	untidy
unpack	undress

Monday – Write each spelling word three times.

Tuesday- Write your spelling in white board.

Wednesday- Write your spelling with rainbow colours.

Thursday- Type your spelling on Word Document.

Friday- Take a practice test. Ask an adult to read your words three times to you so you can write them without looking at the list.

Reading Comprehension

Three Key Words

Read the sentence and colour the picture.



1. My skirt is pink and green.
2. My t-shirt has black spots.
3. My sunglasses are green and pink.
4. My hat has blue stripes.
5. My bucket is red and blue.
6. My spade has red stripes.

-et



vet




jet



net



get



let



wet



set



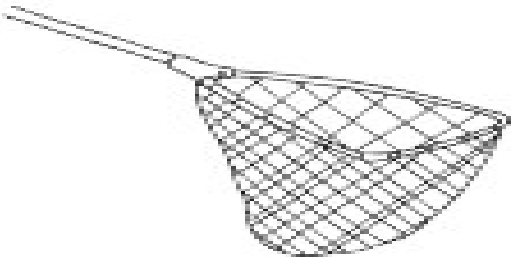


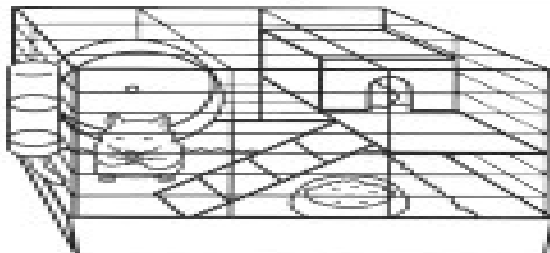
met



pet

Onset and Rime 'et' Cut and Glue Activity

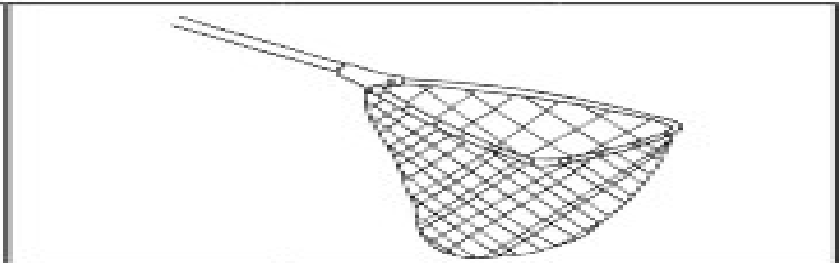
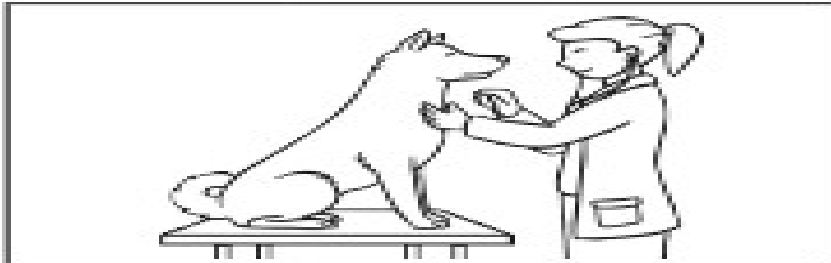
Cut and glue the letters to make the word for the picture in each box.

			
	et		et
			
	et		et

j	v	n	p
----------	----------	----------	----------



Onset and Rime 'et' Cut and Glue Activity

Cut and glue the letters to make the word for the picture in each box.



--	--	--

--	--	--







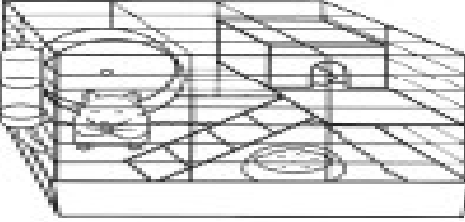
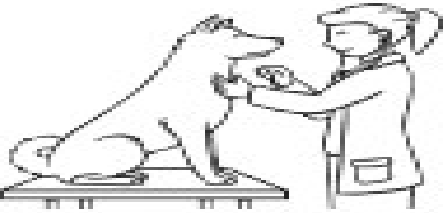


--	--	--

--	--	--

e	j	p	v	n	t
e	t	e	t	e	t

Onset and Rime 'et' Cut and Glue Activity

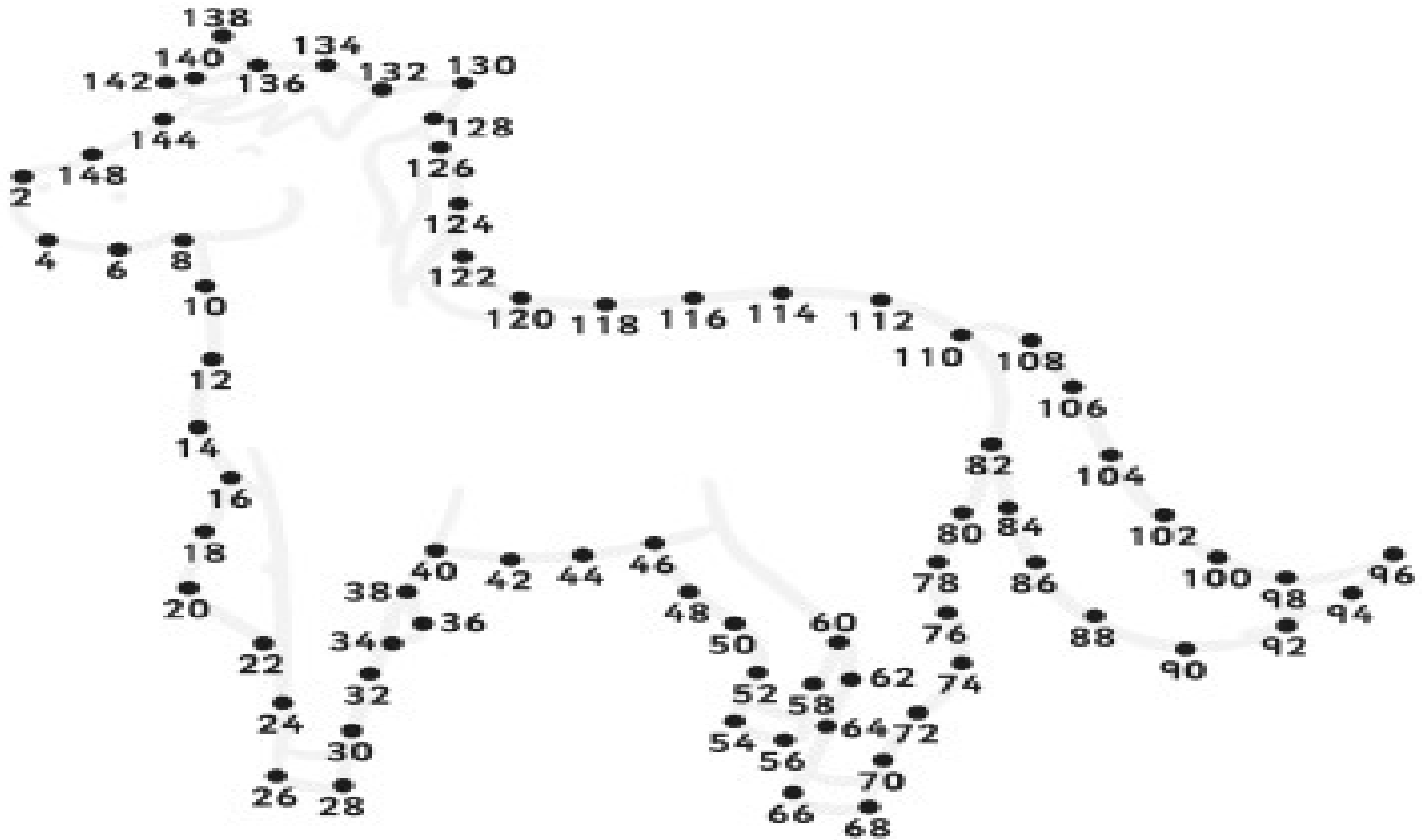
Cut and glue the letters in the top blocks to make the word for the picture in each box. Write the letters underneath each word once you have finished gluing.

e	v	n	p	j	t
e	t	e	t	e	t


Dot to Dot

Join the dots to reveal the full picture!




Skip Count by 5s

1) Count by 5s. How many fingers are there altogether?




2) Count by 5s. How many eggs are there in all?



3) Count by 5s. How many candles are there in all?



4) Count by 5s. How many balls are there in total?




5) Count by 5s. How many flowers are there in all?



Example of Multiplication as Repeated Addition Strategy:-

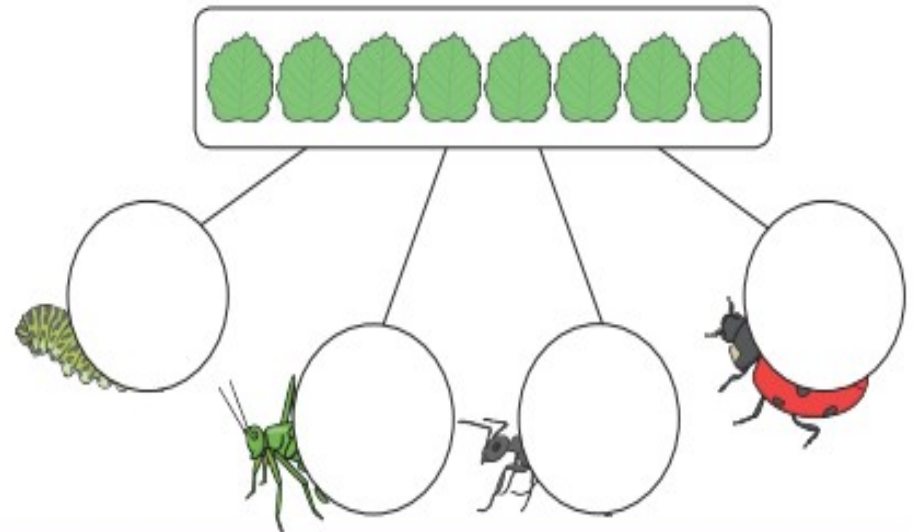
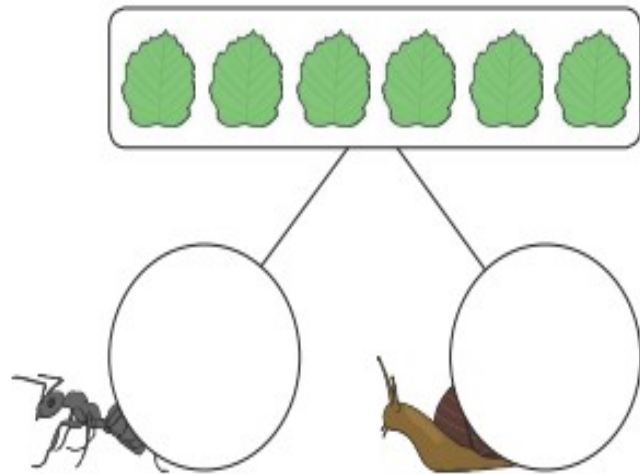
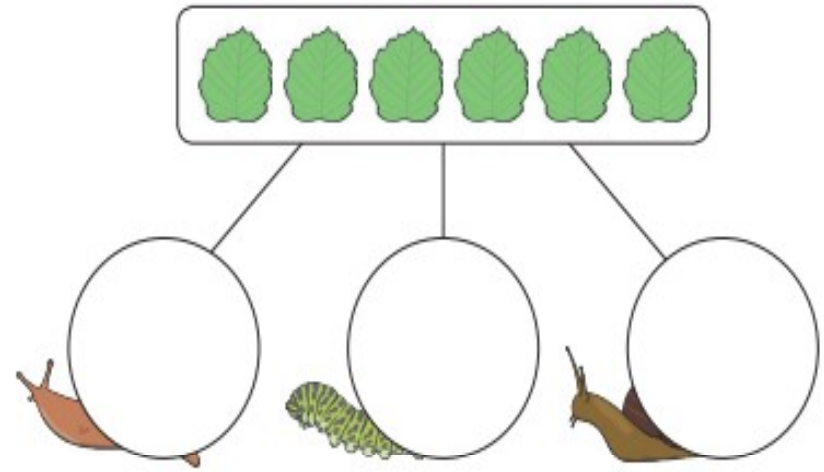
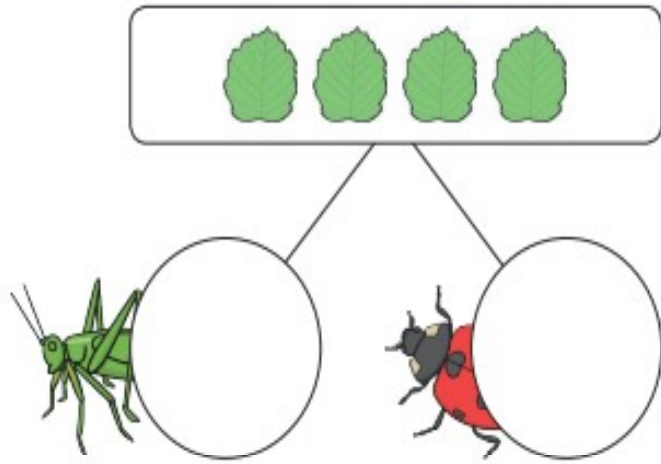
What is Repeated Addition – Repeated addition is adding equal groups together. It is also known as multiplication. If the same number is repeated then, we can write that in the form of multiplication.



Focus on grouping items/objects.

Feeding the Minibeasts

Can you share the leaves equally between the minibeasts? Write the number of leaves in each circle.





7th October 2021



Spelling List (un–prefix)

unwell	unlucky
undo	unlock
untrue	unhappy
unwrap	untidy
unpack	undress

Monday – Write each spelling word three times.

Tuesday- Write your spelling in white board.

Wednesday- Write your spelling with rainbow colours.

Thursday- Type your spelling on Word Document.

Friday- Take a practice test. Ask an adult to read your words three times to you so you can write them without looking at the list.

Reading Comprehension

Three Key Words

Read the sentence and colour the picture.



1. My shorts have green spots.
2. My t-shirt is green and blue.
3. My hat is yellow and blue.
4. My beach ball is purple and blue.
5. My sunglasses are black and white.
6. I am next to a yellow flower.

-ot



hot




pot



jot



rot



lot




rot




tot




slot



blot






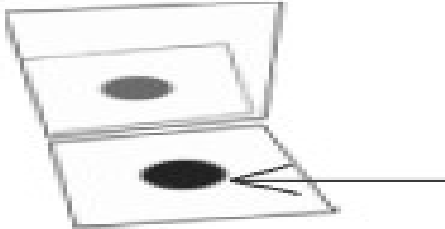
trot



dot

Onset and Rime 'ot' Cut and Glue Activity

Cut and glue the letters to make the word for the picture in each box.

			
	ot		ot
			
	ot		ot

h


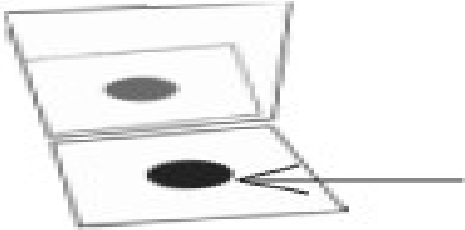

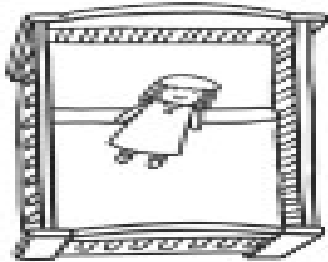
p

c

d

Onset and Rime 'ot' Cut and Glue Activity









Cut and glue the letters to make the word for the picture in each box.

o	t	h	p	c	d
o	t	o	t	o	t

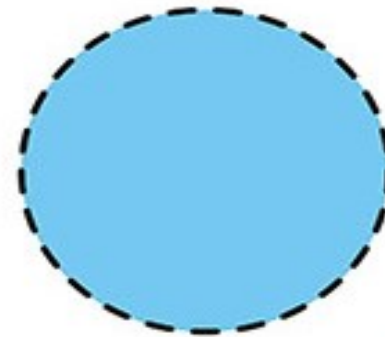




Onset and Rime 'ot' Cut and Glue Activity

Cut and glue the letters in the top blocks to make the word for the picture in each box. Write the letters underneath each word once you have finished gluing.


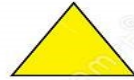
					
					
					
					

o	t	h	p	c	d
o	t	o	t	o	t

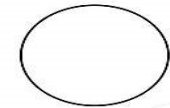


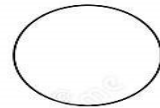
Cutting practice



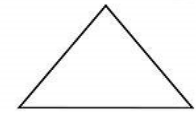
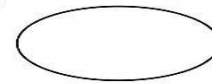
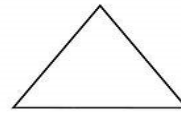

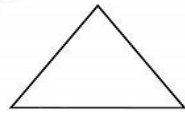
Identify and Color the shapes



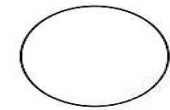
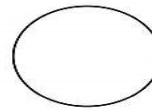
Circle




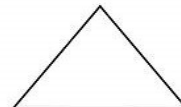
Triangle



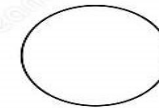

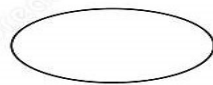
Heart







Square




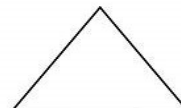
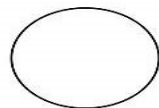
Oval















Star



Rectangle



Square	Circle	Rectangle	Triangle
Oval	Diamond(Rhombus)	Pentagon	Hexagon
Trapezoid	Star	Heart	Octagon



8th October 2021




Spelling Test	

Friday- Take a practice test. Ask an adult to read your words three times to you so you can write them without looking at the list.

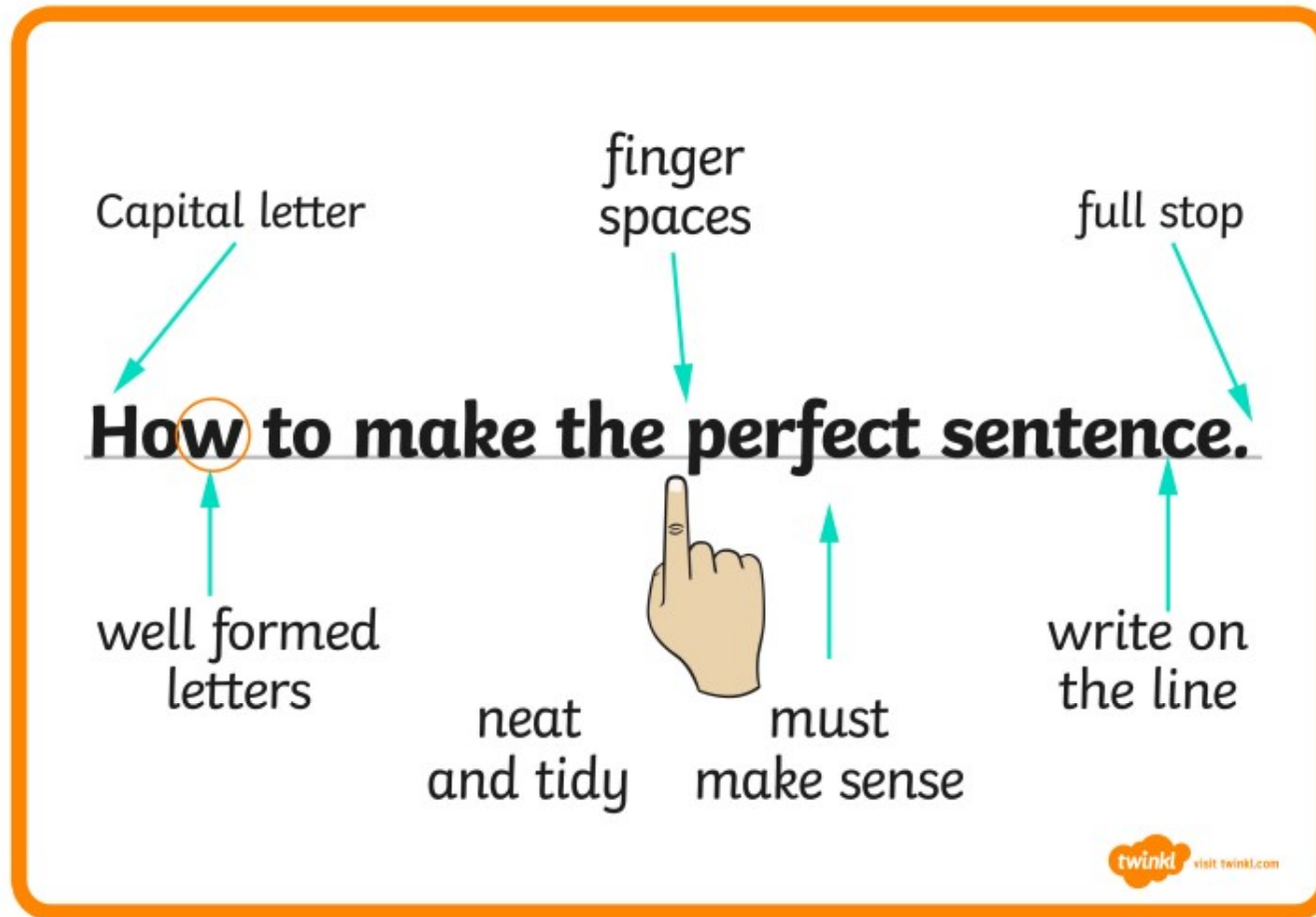
Reading Comprehension

Three Key Words

Read the sentence and colour the picture.



1. My left arm is pink.
2. My body has red spots.
3. My right arm is purple.
4. My ears have green spots.
5. My left leg is blue.
6. My right leg is yellow.



Use one word from each word family that is en, et and ot and make sentences using these words:-

1. Word

Sentence.....

.....

.....

2. Word

Sentence.....

.....

.....

3. Word

Sentence.....

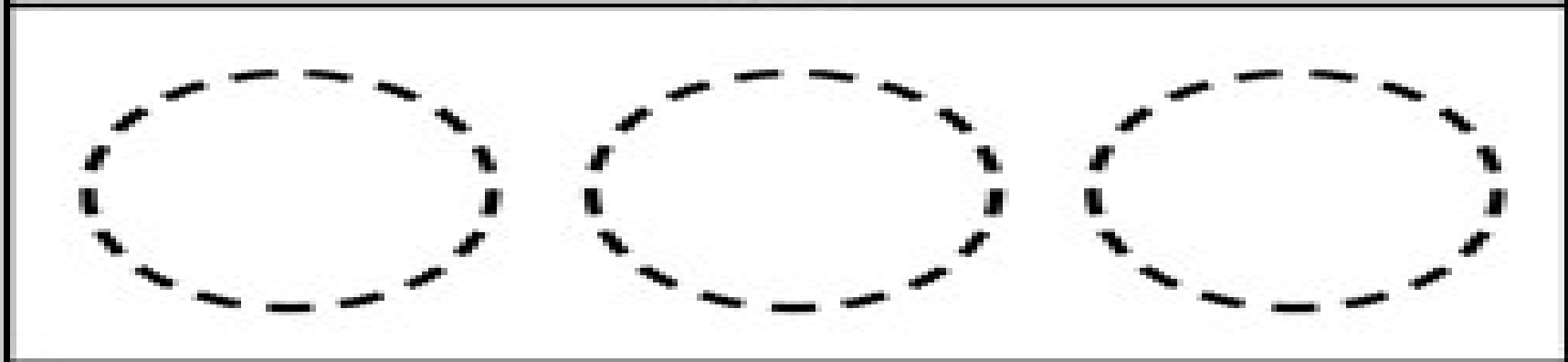

.....

.....

Name _____

Skill: Scissor skills



Trace the shapes along the dotted lines. Color them and cut them out. Paste the shapes into the correct spots.




Name : _____

Identify shapes. Mark with **X** in the box.


1. Which of these is a triangle?



2. Which of these is a square?




3. Which of these is an ellipse?



4. Which of these is a circle?




5. Which of these is a rectangle?





Shape Recognition


Worksheet


Identify the shapes in the lines below and color.




















**Write the names
of the shapes.**



Learning from Home Activity Grid (Week 2)



11th October 2021



Weekend
Recount

On the weekend

Prefixes

again

not

re

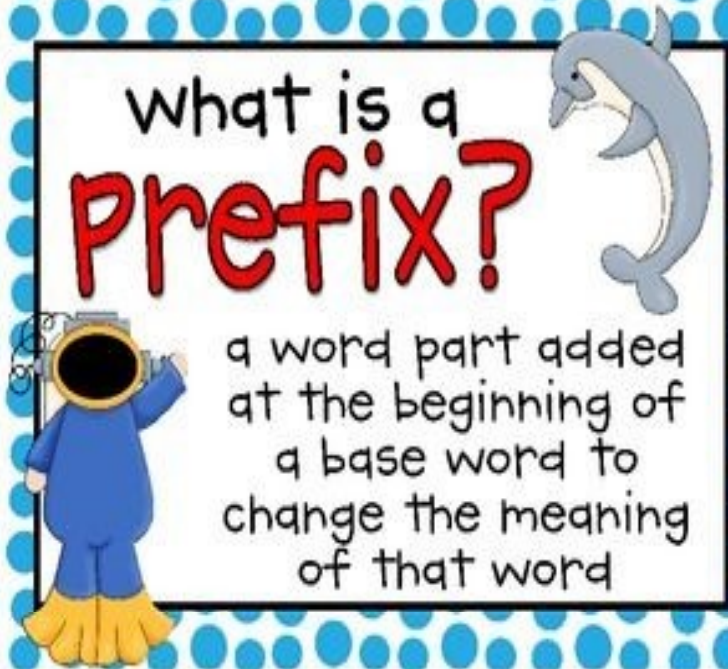
un

opposite of

dis

A prefix is added to the beginning of a word to make a new word.

what is a **prefix?**



a word part added at the beginning of a base word to change the meaning of that word

Prefix + **Word** = **New Word**

re	do	redo
----	----	------



Spelling List (re-prefix)

reread	reshape
retell	recycle
reuse	replay
rename	repack
reappear	remove

Monday – Write each spelling word three times.

Tuesday- Write your spelling in white board.

Wednesday- Write your spelling with rainbow colours.

Thursday- Type your spelling on Word Document.

Friday- Take a practice test. Ask an adult to read your words three times to you so you can write them without looking at the list.

Superheroes

Step 1 Starting Reading Skills



Q1: What is the superhero called?

Tick **one**.



- Snap
- Bang
- Flash
- Crash

Q3: What might Flash do if she saw someone in trouble?

Answer with a full sentence.





Flash is good and strong. She likes to help. She can send a flash of light or a crash of thunder from her hands!

Q2: Which two words in the text describe Flash?

Tick **two**.



- light
- strong
- bad
- good

Q4: What can Flash send from her hands?

Answer with a full sentence.




Gross Motor Activity Cards

Wall Warm Up

Find a wall. How many arm pushes can you do in a minute?



twinkl.com



gross

motor



ut



nut




hut



cut

Copyright 2004 abc4teach.com

ut



cut



gut


hut



nut



rut

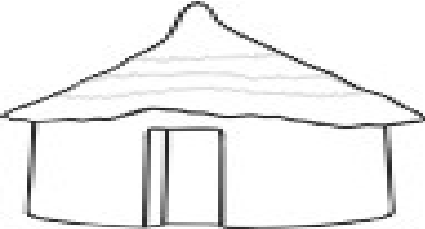


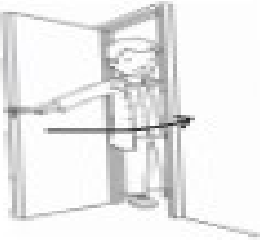


shut



Onset and Rime 'ut' Cut and Glue Activity


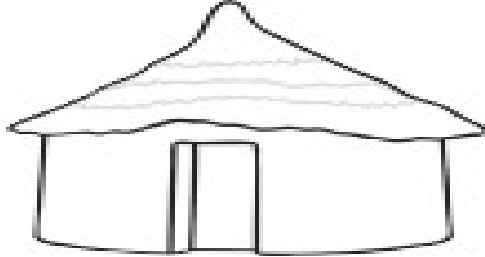

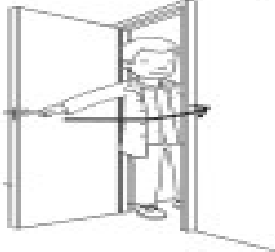
Cut and glue the letters to make the word for the picture in each box.

			
	ut		ut
			
	ut		ut

h c n sh

Onset and Rime 'ut' Cut and Glue Activity


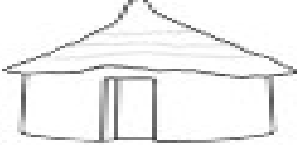



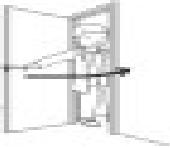


Cut and glue the letters to make the word for the picture in each box.

u	h	n	c	s	t	h
u	t	u	t	t	u	

Onset and Rime 'ut' Cut and Glue Activity

Cut and glue the letters in the top blocks to make the word for the picture in each box. Write the letters underneath each word once you have finished gluing.


	
	
	
	

u	h	n	c	s	t	h
u	t	u	t	t	u	

Example of Multiplication as Repeated Addition Strategy:-

What is Repeated Addition - Repeated addition is adding equal groups together. It is also known as multiplication. If the same number is repeated then, we can write that in the form of multiplication.

Multiplication as Repeated Addition



5 + 5 + 5 = 15

or

5 x 3 = 15

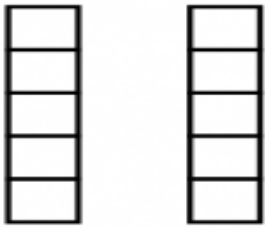
Focus on addition and multiplication.

Add and Multiply



$$2+2+2=$$

$$2 \times 3 =$$



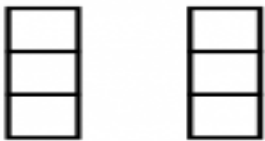
$$5+5=$$

$$5 \times 2 =$$



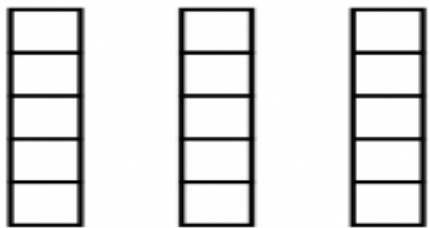
$$4+4+4=$$

$$4 \times 3 =$$



$$3+3=$$

$$3 \times 2 =$$



$$5+5+5=$$

$$5 \times 3 =$$



12th October 2021



Spelling List (re-prefix)

reread	reshape
retell	repay
rewind	replay
rename	repack
reappear	remove

Monday – Write each spelling word three times.

Tuesday- Write your spelling in white board.

Wednesday- Write your spelling with rainbow colours.

Thursday- Type your spelling on Word Document.

Friday- Take a practice test. Ask an adult to read your words three times to you so you can write them without looking at the list.

Extreme Earth

Step 1 Starting Reading Skills



Q1: Who is standing on a rock?

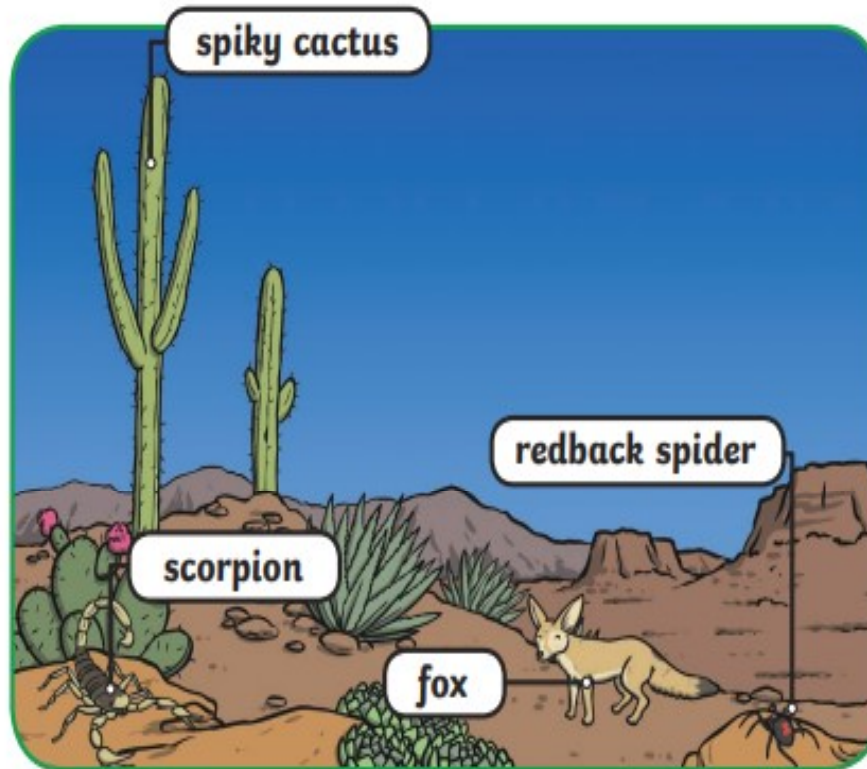
Tick **two**.

desert fox

scorpion

spiky cactus

redback spider



Q2: Which word describes the cactus?

Tick **one**.

desert

spiky

redback

flower



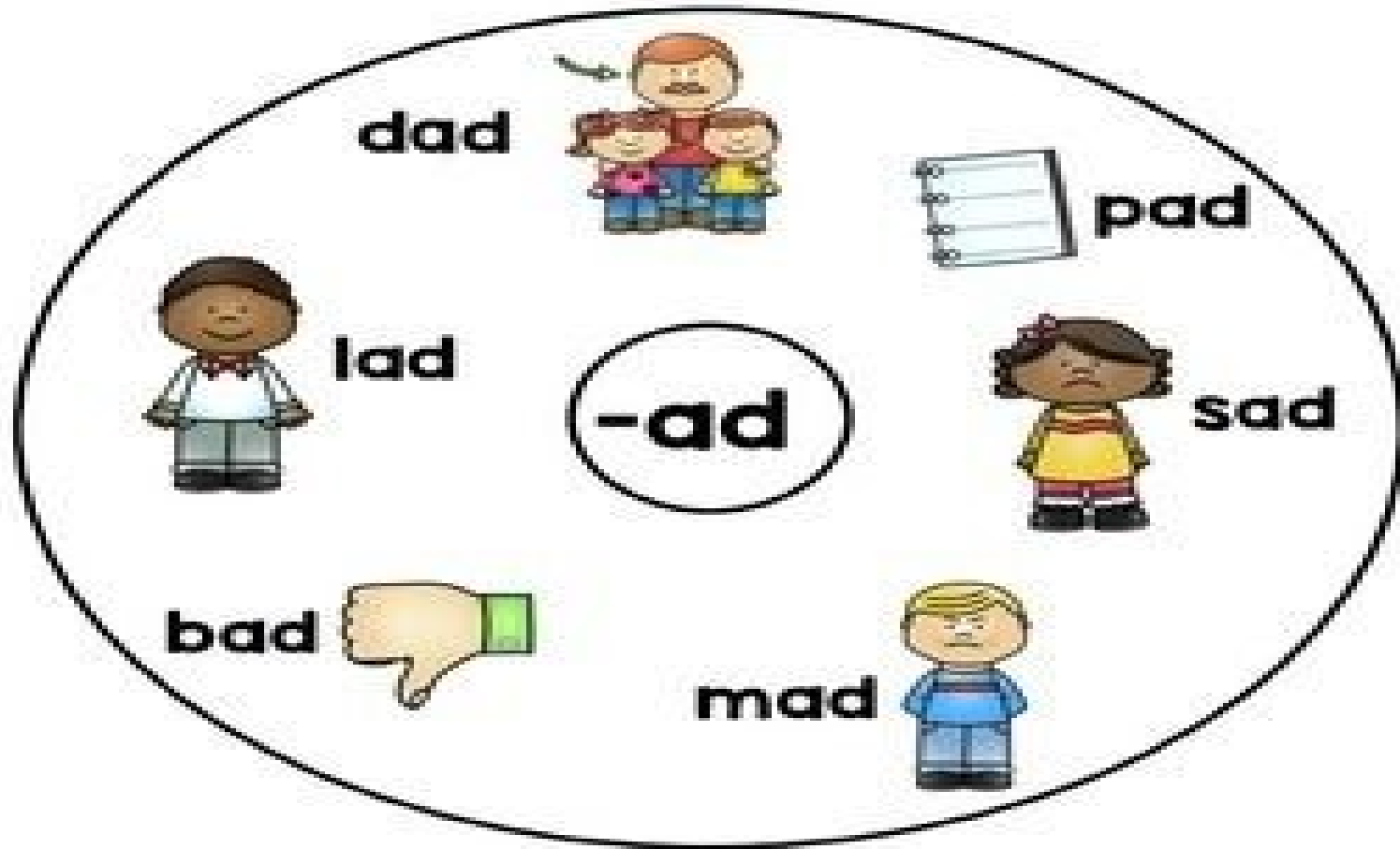
Q3: Why do you think it is called a 'redback' spider?
Answer with a full sentence.



Q4: Who has a tail that can sting you?
Answer with a full sentence.



-AD WORD FAMILY



ad Words



Write the missing letters.

	ad	
	ad	
	ad	
	ad	
	ad	
	ad	

m

s

p

b

l

d

Gross Motor Activity Cards

Chair Challenge

Sit on a chair. Hold the side of the chair with each hand. Use your hands to push yourself off the chair!



gross

motor

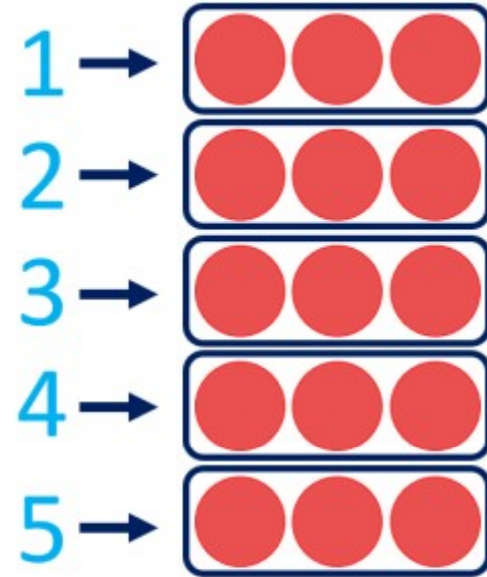


$$5 \times 3$$

“5 lots of 3”




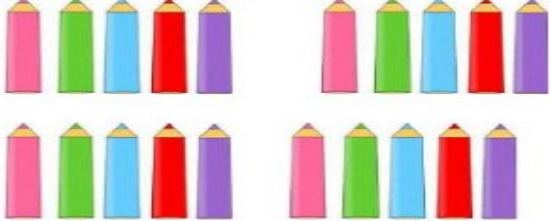




“5 equal groups of 3”





$$3 + 3 + 3 + 3 + 3$$



Multiplication

It also means repeated addition. Do the sums below.

 $2+2+2 =$	 $3 \times 5 = \dots\dots$
 $3+3+3 = \dots\dots$	 $5 \times 4 = \dots\dots\dots$
 $4+4+4 = \dots\dots\dots$	 $2 \times 5 = \dots\dots\dots$
 $5+5 = \dots\dots\dots$	 $4 \times 5 = \dots\dots\dots$

 $3 \times 3 = \dots\dots$
 $5 \times 4 = \dots\dots\dots$
 $2 \times 5 = \dots\dots\dots$
 $4 \times 5 = \dots\dots\dots$

Do the repeated addition as practice here.



13th October 2021



Spelling List (re-prefix)

reread	reshape
retell	recycle
reuse	replay
rename	repack
reappear	remove

Monday – Write each spelling word three times.

Tuesday- Write your spelling in white board.

Wednesday- Write your spelling with rainbow colours.

Thursday- Type your spelling on Word Document.

Friday- Take a practice test. Ask an adult to read your words three times to you so you can write them without looking at the list.

Winter Wonderland

Step 1 Starting Reading Skills



Q1: Who had a snowball fight?

Tick **two**.

Jess

Kim

Josh

Len



Jess makes a snowman. It has a long scarf and a black hat. Kim and Josh play and have a snowball fight. Len goes down the hill.

Q2: Which word in the text best describes the snowman's hat?

Tick **one**.



black

long

play

fight

Q3: How do you think Kim and Josh are feeling?

Answer with a full sentence.



Q4: What did Len do?

Answer with a full sentence.



-ed




wed



bed



fed




Ted



red



sped




led



fled



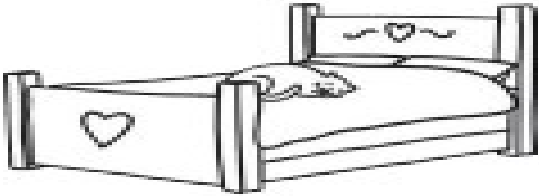

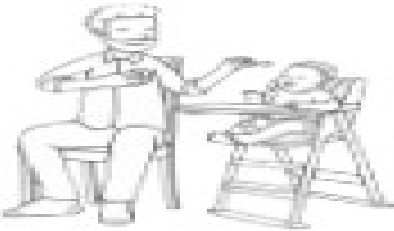

sled



bled

Onset and Rime 'ed' Cut and Glue Activity

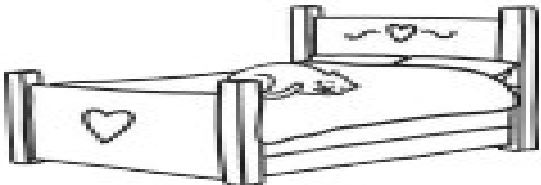


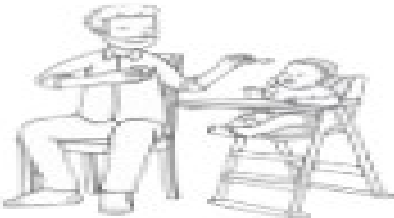
Cut and glue the letters to make the word for the picture in each box.

			
	ed		ed
			
	ed		ed

b r f l

Onset and Rime 'ed' Cut and Glue Activity

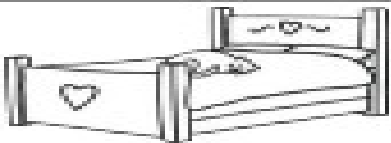







Cut and glue the letters to make the word for the picture in each box.

e	b	r	f	l	d
e	d	e	d	e	d

Onset and Rime 'ed' Cut and Glue Activity

Cut and glue the letters in the top blocks to make the word for the picture in each box. Write the letters underneath each word once you have finished gluing.

e	b	r	f	l	d
e	d	e	d	e	d

Gross Motor Activity Cards

Shoulder Spirals

Hold out both your arms at shoulder height. From your fingertips, make small circle shapes, starting small and getting bigger until you can make big spiral shapes!



gross

motor

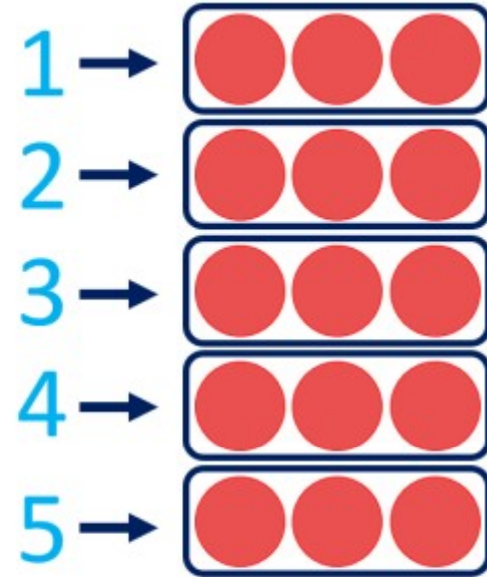


$$5 \times 3$$


“5 lots of 3”


“5 equal groups of 3”

$$3 + 3 + 3 + 3 + 3$$




Multiplication as Repeated Addition

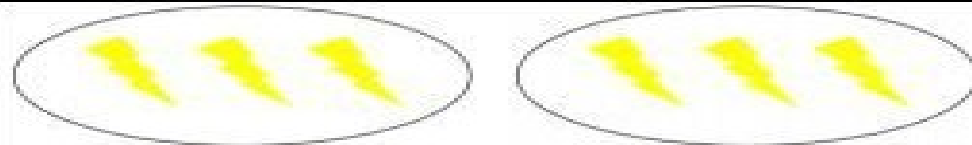
 _____ x _____ = _____
_____ + _____ + _____ + _____ = _____

 _____ x _____ = _____
_____ + _____ + _____ + _____ = _____

 _____ x _____ = _____
_____ + _____ + _____ + _____ + _____ = _____

 _____ x _____ = _____
_____ + _____ + _____ = _____

 _____ x _____ = _____
_____ + _____ + _____ + _____ + _____ + _____ = _____

 _____ x _____ = _____
_____ + _____ = _____



14th October 2021



Spelling List (re-prefix)

reread	reshape
retell	recycle
reuse	replay
rename	repack
reappear	remove

Monday – Write each spelling word three times.

Tuesday- Write your spelling in white board.

Wednesday- Write your spelling with rainbow colours.

Thursday- Type your spelling on Word Document.

Friday- Take a practice test. Ask an adult to read your words three times to you so you can write them without looking at the list.

Terrific Toys and Games

Step 1 Starting Reading Skills



Q1: Who is sitting on the mat?

Tick **two**.

Jen

the big teddy

the doll

Zack



Q2: Draw a line to match the word to the thing it describes.

red teddy

big jigsaw

fun toy box



Q3: Why is the big teddy not inside the toy box? Answer with a full sentence.



Q4: What is Jen doing? Answer with a full sentence.



The **squid** was
in the ocean.



He made a **bid**
on the car.



Read the Words:

bid

did

grid



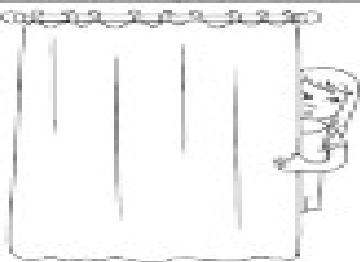
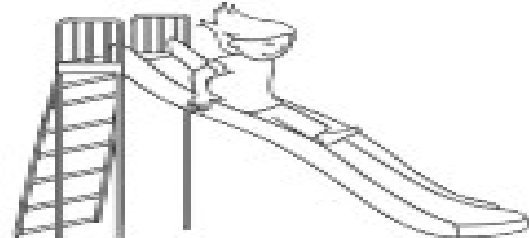
hid

kid

lid

Onset and Rime 'id' Cut and Glue

Cut and glue the letters to make the word for the picture in each box. Write the letters underneath each word once you have finished gluing.

			
	id		id
			
	id		id



visit [twinkl.com.au](https://www.twinkl.com.au)



k	h	l	sl
----------	----------	----------	-----------

id

Print the first letter and draw a line to the picture.

id

id

id

id

id

id



My id Words

The can has a _____




The cars _____ on the ice.

I'm a boy, not a _____

I _____ on the ice.

I want to get _____ of the fleas.


_____ you know that?



Gross Motor Activity Cards

Wonderful Walking

Walk forwards, backwards, eyes open, eyes closed, sideways, on tiptoes, heel to toe and then take giant steps.



gross

motor

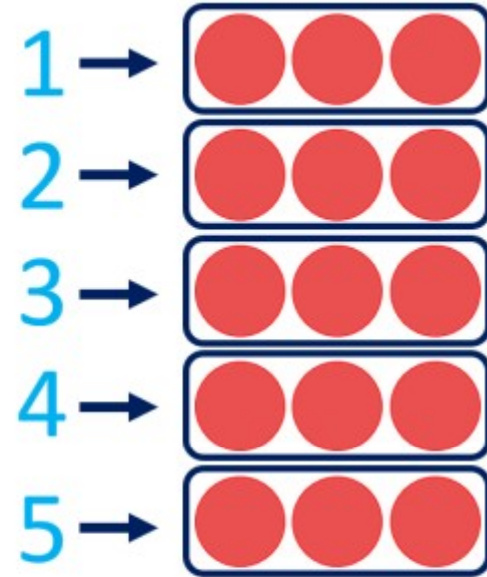


$$5 \times 3$$

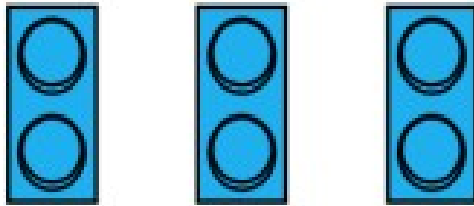
“5 lots of 3”

“5 equal groups of 3”

$$3 + 3 + 3 + 3 + 3$$




1.



$$2 + 2 + 2 = \square$$

$$3 \times 2 = \square$$

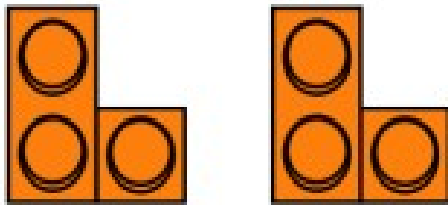
2.



$$4 + 4 = \square$$

$$2 \times 4 = \square$$


3.



$$3 + 3 = \square$$

$$2 \times 3 = \square$$


4.



$$3 + 3 + 3 = \square$$

$$3 \times 3 = \square$$

5.



$$1 + 1 + 1 + 1 = \square$$

$$4 \times 1 = \square$$



15th October 2021



Spelling Test	


Friday- Take a practice test. Ask an adult to read your words three times to you so you can write them without looking at the list.

Chocolicious



Q1: What did they dip the cracker into? Tick two.

- cream
- chocolate
- butter
- sprinkles



Ant and Liz made a tasty treat with Mum. They dipped the cracker in a bowl of chocolate and then into some sprinkles. "Yum!" shouted Liz. She could not wait to eat them.

Q2: Which word in the text describes the treat? Tick one.

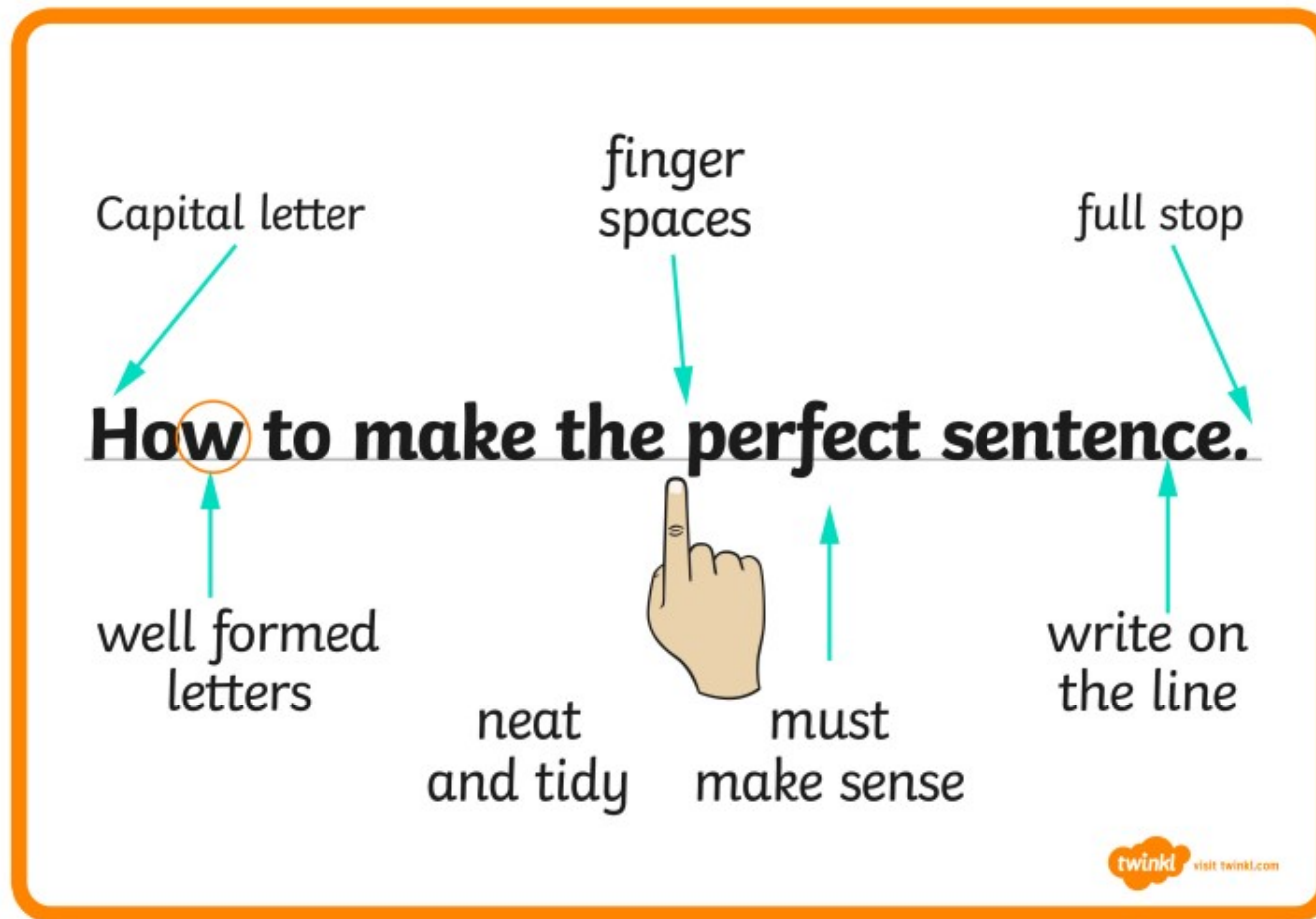
- shouted
- bowl
- tasty
- cracker



Q3: What might Ant be thinking? Answer with a full sentence.



Q4: Which three people made the treats? Answer with a full sentence.



Use one word from each word family that is ut, ad , ed and id and make sentences using these words:-

1. Word

Sentence.....

.....

.....

2. Word

Sentence.....

.....

.....

3. Word

Sentence.....

.....

.....

Gross Motor Activity Cards

Animal Antics

Use your body to pretend to be different animals:

Snake: slither across the floor

Butterfly: flutter around the room

Elephant: stomp with both feet

Kangaroo: bounce around

Frog: hop like a frog

Flamingo: stand still on one leg



gross

motor



11-11-13

WALT – Solve multiplication problems using repeated addition.

A duck has 2 legs. Use this fact to work out the problems below.



How many legs do 2 ducks have?

$$2 + 2 = \underline{\quad}$$

$$2 \times 2 = \underline{\quad}$$



How many legs do 3 ducks have?

$$2 + 2 + 2 = \underline{\quad}$$

$$3 \times 2 = \underline{\quad}$$



How many legs do 4 ducks have?


$$2 + 2 + 2 + 2 = \underline{\quad}$$

$$4 \times 2 = \underline{\quad}$$



How many legs do 5 ducks have?

$$5 \times 2 = \underline{\quad}$$



Learning from Home Activity Grid (Week 3)



18th October 2021



Weekend
Recount

On the weekend

Prefixes

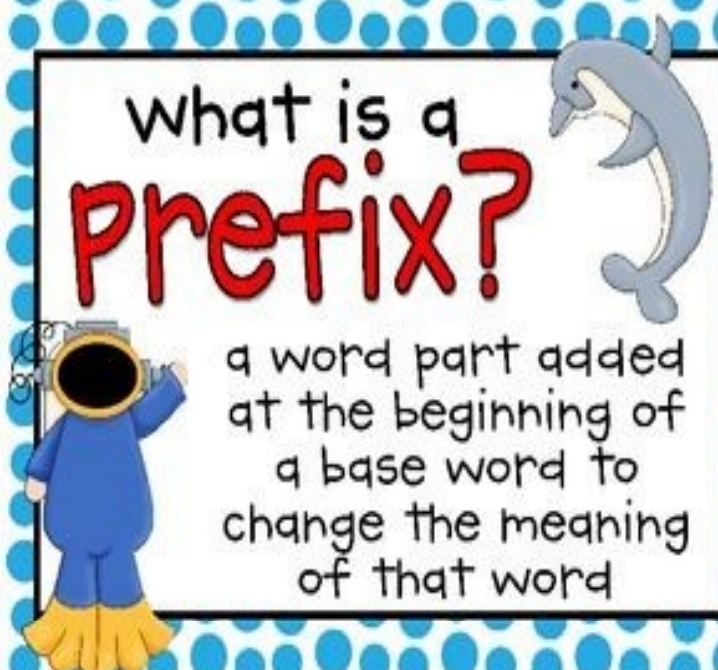
again not

re uh

opposite of **dis**

A prefix is added to the beginning of a word to make a new word.

what is a **prefix?**



a word part added at the beginning of a base word to change the meaning of that word

Prefix	+	Word	=	New Word
dis		connect		disconnect



Spelling List (dis-prefix)

dislike	disappear
disappear	discomfort
disagree	disorder
discount	disrespect
disinfect	disbelieve

Monday – Write each spelling word three times.

Tuesday- Write your spelling in white board.

Wednesday- Write your spelling with rainbow colours.

Thursday- Type your spelling on Word Document.

Friday- Take a practice test. Ask an adult to read your words three times to you so you can write them without looking at the list.

All About Rainbows

A rainbow is a colourful arc that we see in the sky.

A rainbow is made of light.




A rainbow happens when it is sunny and rainy at the same time.



There are seven colours in a rainbow:

- | | |
|---|--|
|  red |  orange |
|  yellow |  green |
|  blue |  indigo |
|  violet | |



Did You Know...?

Rainbows are full circles.

On the ground, we only see half of a rainbow.

We can only see a full rainbow from above.

Questions

1. When do we see rainbows? **Tick one.**
 - when it's rainy and sunny
 - when it's dark
 - when it's windy
 2. What is a rainbow made of? **Tick one.**
 - sound
 - light
 - glass
 3. How many colours are there in a rainbow? **Tick one.**
 - seven
 - six
 - ten
 4. Which of these colours is **not** in a rainbow? **Tick one.**
 - red
 - brown
 - blue
 5. How can you see a full circle rainbow? **Tick one.**
 - from indoors
 - from below
 - from above
-

-od words

cod God

nod pod

rod sod

word family work

by _____

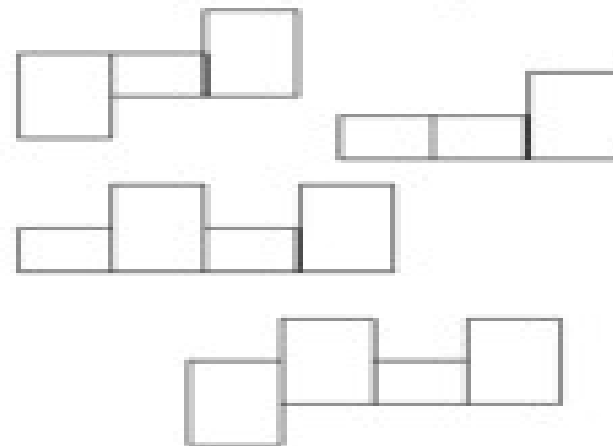


circle the -od words

pod sad not
rot cod sod
plot nod
rod pot plod
clod spot
mod god
got rad trod


write the word

Plod rod clod pod



make a word and draw it

_____od



find 5 -od words

T O D S O D R E T
T S I A R I O C R
C L O D B P D R O
C G T B A D B T D

Name: _____



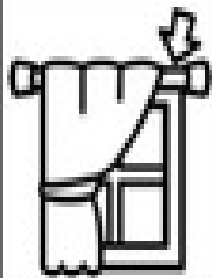
Sentence REPAIR SHOP

od

Rewrite the sentences by putting the words in the correct order.

This rod. a is

.....



the ate I pod.

.....




nod. can head His

.....



Name: _____

Read the story and draw a picture. Circle the 'od' words.



Tod liked cod. Tod took his rod to get some cod. Tod did not get any cod. Tod took his rod with no cod home.

Outdoor Activities for mindfulness

www.thepathway2success.com



Gardening



Taking a Walk



Blowing Bubbles



Watching Wildlife



Watching Clouds



Going on a Scavenger Hunt



Mindful Breathing



Drawing with Sidewalk Chalk



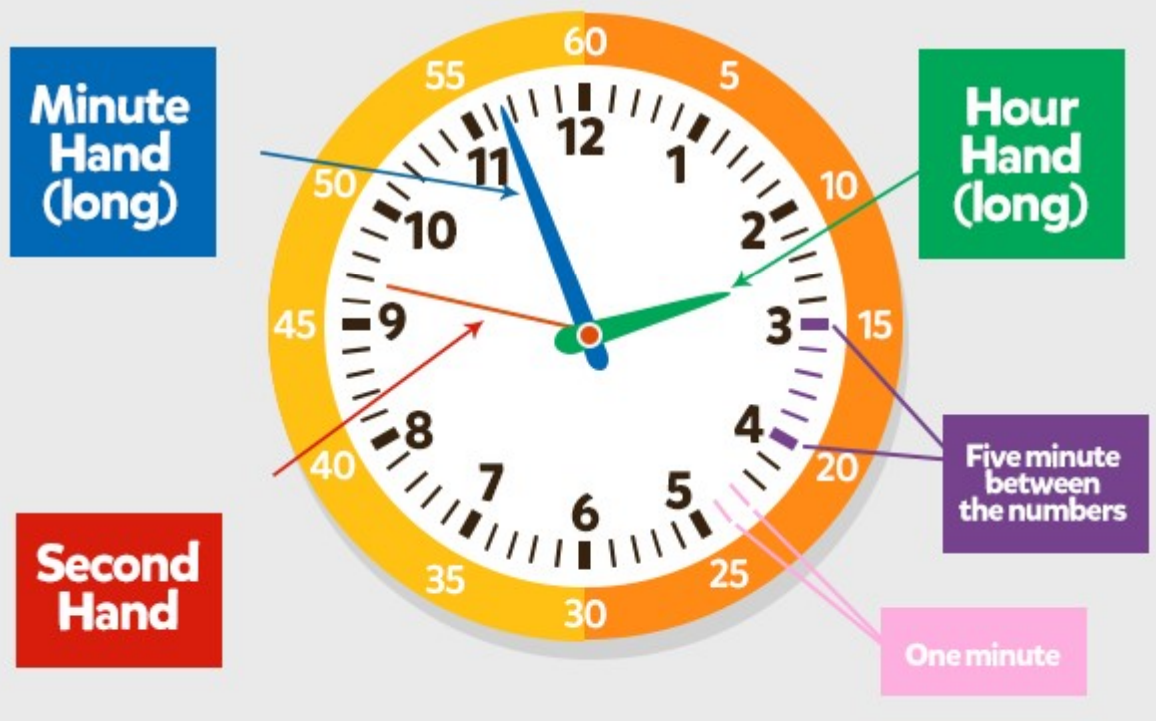
Reading Under a Tree






Walking Barefoot

Clipart by Kate Hadfield & Ashley Hughes

Telling the time





Make your own clock hat or clock with cardboard, sticks and glue. Show your minute hand, hour hand and second hand.



19th October 2021



Spelling List (dis-prefix)

dislike	disappear
disappear	discomfort
disagree	disorder
discount	disrespect
disinfect	disbelieve

Monday – Write each spelling word three times.

Tuesday- Write your spelling in white board.

Wednesday- Write your spelling with rainbow colours.

Thursday- Type your spelling on Word Document.

Friday- Take a practice test. Ask an adult to read your words three times to you so you can write them without looking at the list.

Read the short story. Then answer each question.

Peanuts and Popcorn

John is going to a baseball game with his aunt. He can't wait to get there. It is the first game of the season. The stadium is almost full.

He loves to watch baseball, but his favorite part of going to games is eating the snacks. There are many different snacks at baseball games.

A man in a red hat walks up and down the aisles selling peanuts and popcorn.

Guess which is John's favorite.



John likes them both. He especially likes mixing peanuts and popcorn together. If he is really hungry he will have a hot dog.

Questions:

1. Where is John going?

2. Who is he going with?

3. Who sells the peanuts and popcorn?

4. What does John do with the peanuts and popcorn?

Read the Words:

bud

dud

mud

spuds

Word Family Book

Short u

#3 - "ud"



word family work

By _____



-ud

write the word

stud bud mud thud

--	--	--


--	--	--	--

--	--	--

--	--	--	--

circle the -ud words

spud mad cud bum
mug bud mud sad



complete the sentences

mud thud bud

Did you hear a loud _____ outside?

After the rain, the puppy rolled in the _____

The tiny _____ became a pretty flower.

write your own sentence using 2 -ud words

Outdoor Activities for mindfulness

www.thepathway2success.com



Gardening



Taking a Walk



Blowing Bubbles



Watching Wildlife



Watching Clouds



Going on a Scavenger Hunt



Mindful Breathing



Drawing with Sidewalk Chalk



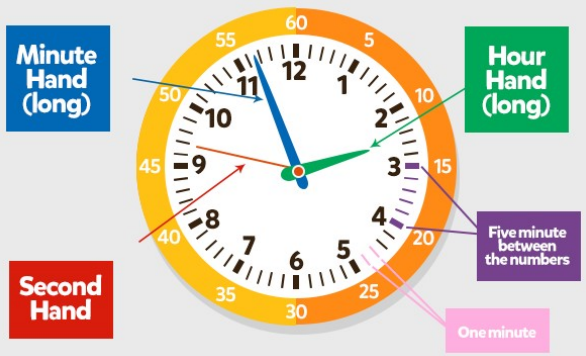
Reading Under a Tree



Walking Barefoot

Clipart by Kate Hadfield & Ashley Hughes

Telling the time



Time How do we read analogue clocks?



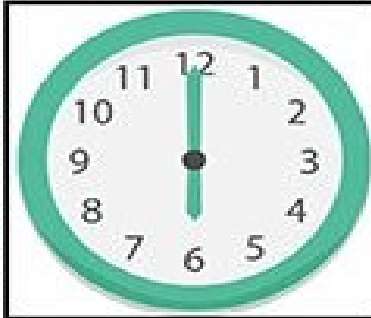
If the **minute hand** is pointing to the 12, the time is _____ **o'clock**.
In this picture, the **hour hand** is pointing to four, so it is *four o'clock*.

If the **minute hand** is pointing to the 6, it is **half past** _____.
In this picture, the **hour hand** has gone past the seven, so it is *half past seven*.



Learning to Tell Time

Write the time under the first set of clocks.



What time does the clock face say?

1.



1 : 30

2.



•
•

3.



•
•

4.



•
•

5.



•
•

6.



•
•

7.



•
•

8.



•
•

9.



•
•

Learn to recognize
half past.



20th October 2021



Spelling List (dis-prefix)

dislike	disappear
disappear	discomfort
disagree	disorder
discount	disrespect
disinfect	disbelieve

Monday – Write each spelling word three times.

Tuesday- Write your spelling in white board.

Wednesday- Write your spelling with rainbow colours.

Thursday- Type your spelling on Word Document.

Friday- Take a practice test. Ask an adult to read your words three times to you so you can write them without looking at the list.

Read the poem. Then answer each question.

Dessert Time!

Yum! It is time for dessert.

First, Tim gets a cookie.

Next, Jan gets some cake.

Then, Ben gets a donut.

Last, Deb gets some pie.

Oh no! There is none left for Sam. What will he do?

First, Tim shares his cookie.

Next, Jan shares her cake.

Then, Ben shares his donut.

Last, Deb shares her pie.

Yum! Sam and his friends are happy. It is time for dessert!



Questions:

1. Who are the characters?

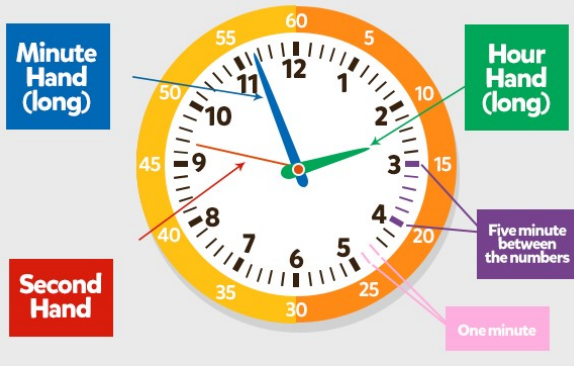
2. What is the problem?

3. How do the kids solve the problem?

4. How do the kids feel at the end of the story?

5. What is your favorite dessert?

Telling the time



Analog



quarter past 5


Digital

5:15

LEARN AND PLAY Online!

Detailed description: A yellow-bordered box containing an analog clock and a digital display. The analog clock shows the hour hand between 5 and 6, and the minute hand pointing to 3. To the right of the clock, the text 'quarter past 5' is written in blue. Below the clock, the text 'Digital' is written, followed by a black-bordered box containing the digital time '5:15'. A small logo 'LEARN AND PLAY Online!' is in the bottom left corner.

Analog



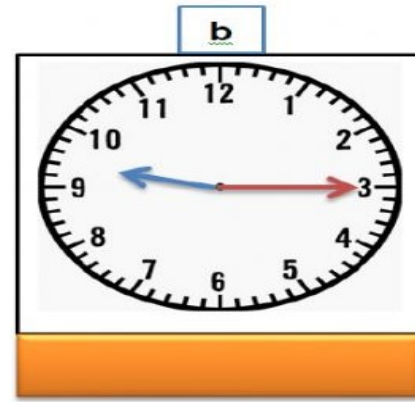
quarter to 1

Digital

12:45

LEARN AND PLAY Online!

Detailed description: A purple-bordered box containing an analog clock and a digital display. The analog clock shows the hour hand between 12 and 1, and the minute hand pointing to 9. To the right of the clock, the text 'quarter to 1' is written in blue. Below the clock, the text 'Digital' is written, followed by a black-bordered box containing the digital time '12:45'. A small logo 'LEARN AND PLAY Online!' is in the bottom left corner.



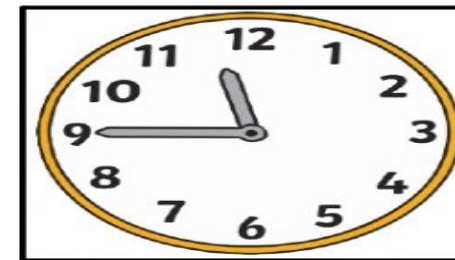
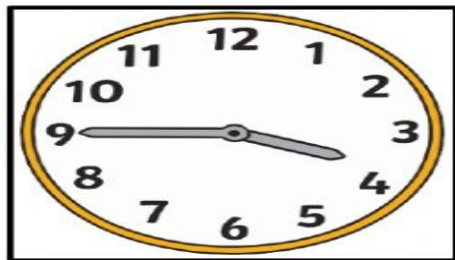
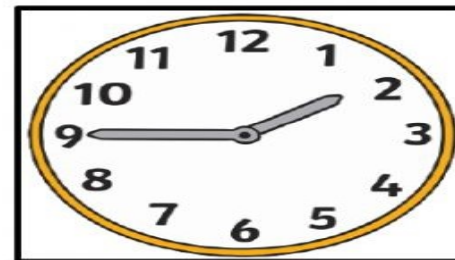
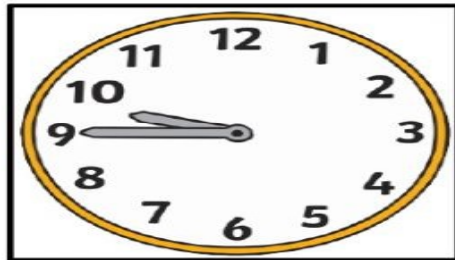
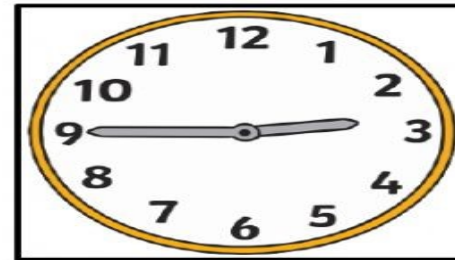
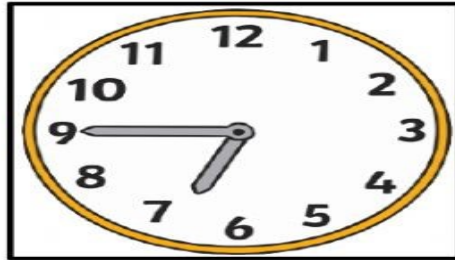
quarter past 4




quarter past 11

quarter past 9

quarter past 7

Quarter to





Make your own clock hat or clock with cardboard, sticks and glue.
Show your routine through the clock.

Example- 8:00 am breakfast
9:00 am Home Learning
12:00pm Lunch




Number Line Subtraction

Example:


$10 - 5 = 5$

$20 - 3 =$	
$9 - 4 =$	
$18 - 2 =$	
$10 - 6 =$	
$7 - 3 =$	
$2 - 2 =$	
$3 - 1 =$	
$11 - 8 =$	
$15 - 3 =$	
$6 - 1 =$	

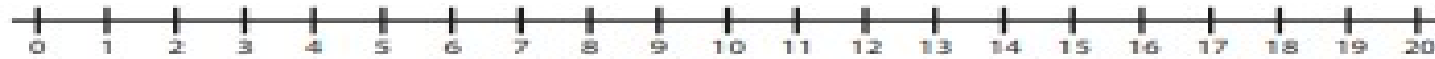
Addition to 20 with a number line

Example:	
$\underline{14} + 5 = \textcircled{19}$	

$10 + 7 =$




$10 + 5 =$



$11 + 2 =$



$6 + 8 =$



$9 + 9 =$



$8 + 10 =$



$5 + 12 =$



$17 + 3 =$





21st October 2021



Spelling List (dis-prefix)

dislike	disappear
disappear	discomfort
disagree	disorder
discount	disrespect
disinfect	disbelieve

Monday – Write each spelling word three times.

Tuesday- Write your spelling in white board.

Wednesday- Write your spelling with rainbow colours.

Thursday- Type your spelling on Word Document.

Friday- Take a practice test. Ask an adult to read your words three times to you so you can write them without looking at the list.

Read the poem. Then answer each question.

A Cold Bear

Brrrr! It is getting cold.

Bear needs to get ready for winter.

First, he eats a lot.

Next, he finds a den.

Then, he fills the den with leaves, so he will stay warm.

Last, he eats even more!

Is Bear ready for winter?

Yes, he is. Winter is here!



Questions:

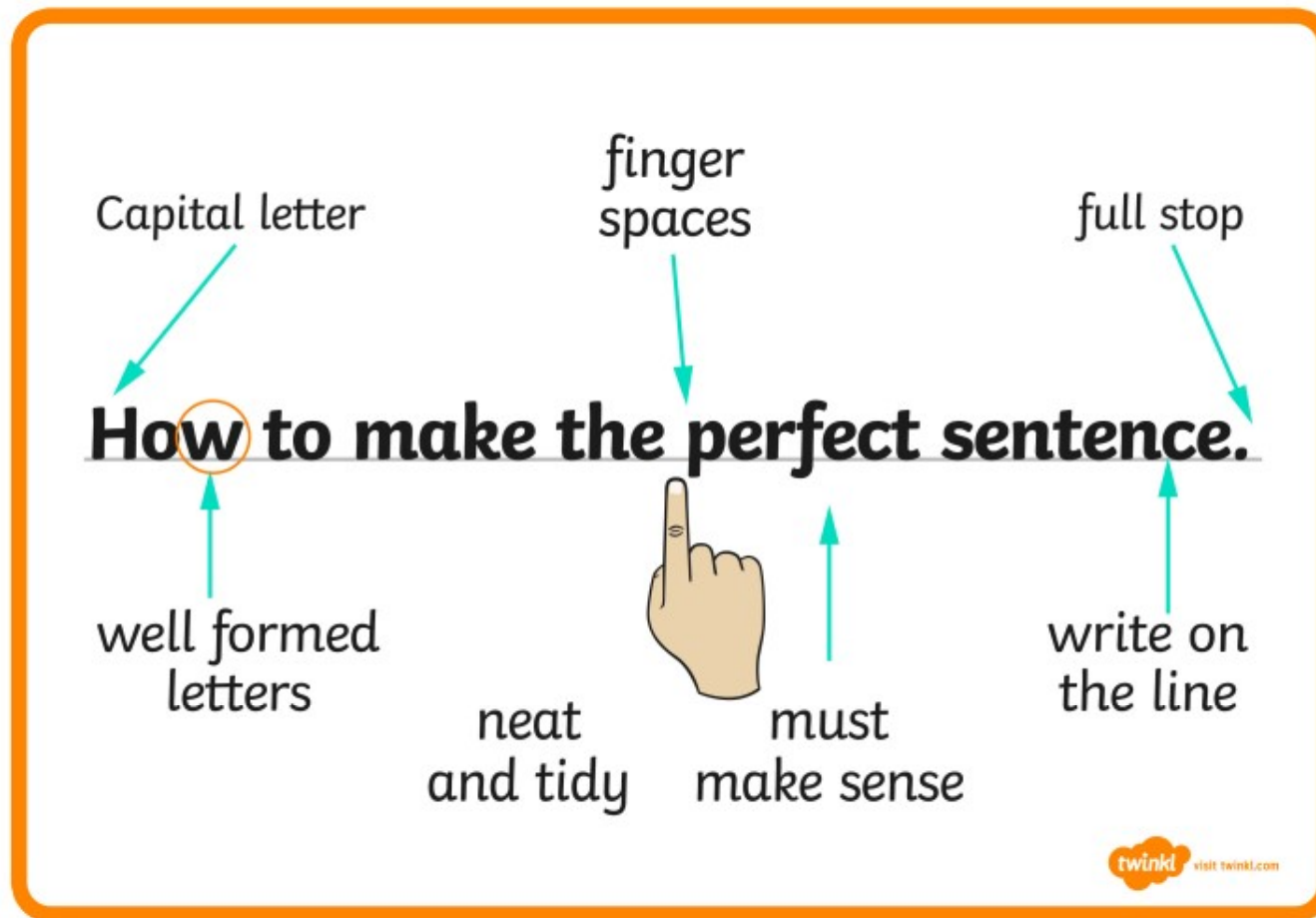
1. Who is the character?

2. What does Bear need to do?

3. How does Bear get ready for winter?

4. What do you think a den is? How could you find out?

5. Share your opinion! Do you like winter? Why?



Use one word from each word family that ud and od. Make sentences using these words:-

1. Word

Sentence.....

.....

.....

2. Word

Sentence.....

.....

.....

Name _____



Count On – Bugs, Insects and Little Creatures



Directions: Say the number. Then count the objects on
to solve the problem. Write the answer in the circle.

$$22 + \begin{array}{c} \text{rabbit} \\ \text{rabbit} \end{array} = \bigcirc$$

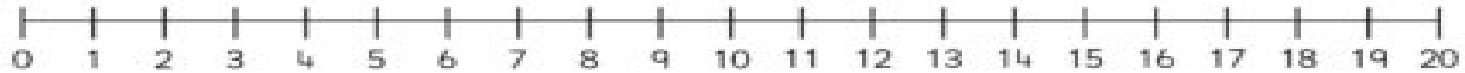
$$35 + \begin{array}{c} \text{ant} \\ \text{ant} \\ \text{ant} \end{array} = \bigcirc$$

$$48 + \begin{array}{c} \text{bee} \\ \text{bee} \\ \text{bee} \\ \text{bee} \end{array} = \bigcirc$$

$$20 + \begin{array}{c} \text{spider} \\ \text{spider} \end{array} = \bigcirc$$

$$59 + \begin{array}{c} \text{snail} \\ \text{snail} \\ \text{snail} \end{array} = \bigcirc$$

$$81 + \begin{array}{c} \text{beetle} \\ \text{beetle} \\ \text{beetle} \\ \text{beetle} \end{array} = \bigcirc$$



$17 - 2 = \square$

$20 - 15 = \square$

$12 - 6 = \square$

$19 - 8 = \square$

$18 - 4 = \square$

$11 - 5 = \square$

$13 - 3 = \square$

$16 - 1 = \square$

$19 - 10 = \square$

$13 - 8 = \square$

$14 - 5 = \square$

$18 - 9 = \square$

$17 - 12 = \square$

$20 - 13 = \square$



22nd October 2021



Spelling Test	

Friday- Take a practice test. Ask and adult to read your words three times to you so you can write them without looking at the list.

cvc words

free printable from SugarSpiceandGlitter.com

short 'a' words

bad can dag ham jam mad nag pat sad tad wag
bag car dam hat lad man nap rag sag tag van
ban cat fad jab lag map pad ram sap tan gas
bat dab fan jam lam mat pan ran sat tap
cab dad fat lab lass nab pass rat tab wad

short 'e' words

bed bet jet less men net pet set wed vet
beg fell led let mess peg red ten well
bell get leg keg met pen sell tell wet

short 'i' words

bid bit din fin him mill nib rib rip tip tin
big dib fib fit hip miss pig riff sip wig wit
bin dim fig gig hiss mitt pit rig sit win vim
hit lit lip

short 'o' words

boss cog dob dot gob hob lob loss mod not rot
cob con dog fob god hog log lot mop pot sob
cod cot don fog got hot lop mob nod rob sog
sop tom top toss

short 'u' words

bud cud cut hub hut mutt pug rub gum sud tub
bug cull dub hug lug nub pun rug gut sum tug
bun cup dug hum mug pub putt run sun tum

Capital letter

finger spaces

full stop

How to make the perfect sentence.

well formed letters

neat and tidy

must make sense

write on the line

twinkl visit [twinkl.com](https://www.twinkl.com)

Use any CVC word .Make sentences using these words:-

1. Word

Sentence.....

.....

.....

2. Word

Sentence.....

.....

.....

3. Word

Sentence.....

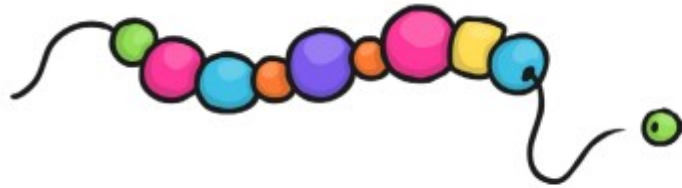
.....

.....



CHALLENGE!

If you find 2 wooden beads under the sofa and then find another 3 in a box, how many beads would you have?



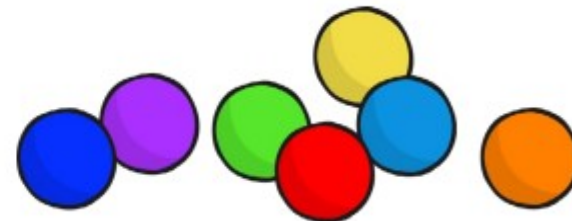
If you count 7 ladybirds in your garden and 6 fly away, how many ladybirds would be left?




If you have 4 coins and you find another 4 in your pocket, how many coins would you have?




If you have 9 gobstoppers and eat 7 of them, how many would you have left?




If you bake 5 cookies and then bake another 5, how many cookies would you have baked?



If you have 2 marbles and win another 8, how many marbles would you have?




If you count 9 rabbits in a field and 7 of them hop away, how many rabbits would be left?




If you count 6 leaves on a path and another 4 leaves fall to the ground, how many leaves would there be?



If you have 8 slices of pizza and 5 slices are eaten, how many slices would you have left?



If you have 3 rubber ducks and are given another 4, how many rubber ducks would you have?



If you have 6 flowers and give 2 of them away, how many would you have left?



If you invite 10 people to a party and 3 of them say they can't come, how many people will be at the party?





Do
your
best