


Year 2

Week 8 - At Home Learning Overview

All the information you need to complete each task can be found on Seesaw or your printed home learning pack.



	Monday 30 August	Tuesday 31 August	Wednesday 1 September	Thursday 2 September	Friday 3 September
<b>Additional Activities</b>					
<p><b>ZOOM meetings</b></p> <p>Each child will need to check their allocated Zoom time. Please view the Week 8 Timetable that is released on Seesaw from your child's home class teacher.</p>	<input type="checkbox"/> Seesaw: Wellbeing check-in <input type="checkbox"/> Welcome to Week 8 Video – a message from your teachers	<input type="checkbox"/> Seesaw: Wellbeing check-in	<input type="checkbox"/> Seesaw: Wellbeing check-in <input type="checkbox"/> <b>Whole Class Zoom ZOOM meetings</b> 10:30am – 2H & 2M 11am – 2B, 2T & 2S 11am – 2A & 2D	<input type="checkbox"/> Seesaw: Wellbeing check-in <input type="checkbox"/> <b>Stage 1 Assembly: 12.30pm ZOOM Assembly</b>	<input type="checkbox"/> Seesaw: Wellbeing check-in <input type="checkbox"/> <b>Optional</b> – Seesaw: Father's Day – All About My Dad. Give it to your Dad on Father's Day this coming Sunday!
<b>English</b>					
<p><b>Spelling</b></p>	<input type="checkbox"/> Seesaw: 'a_e' saying 'ai' Spelling Activity	<input type="checkbox"/> Seesaw: Spelling Activity - Pyramid Writing 	<input type="checkbox"/> Skipping Spelling: Skip and spell your spelling words at the same time! With each jump, say the next letter in your spelling word. How many words can you get through before you stop skipping?	<input type="checkbox"/> Seesaw: Spelling Activity - Across and Down 	
<p><b>Reading and Viewing</b></p> <p>Please note that <u>Heggerty's Phonemic Awareness</u> is a teacher explicit video and is only accessible through Seesaw.</p>	<input type="checkbox"/> Seesaw: Phonemic Awareness: Heggerty's Video Recording <input type="checkbox"/> Read a text to a member of your family	<input type="checkbox"/> Seesaw: Read a page of your book and record yourself. Use the checklist to complete a self-assessment of your reading	<input type="checkbox"/> Log in to Reading Eggs and press the purple 'Reading Eggspress button': Lesson 50: Mammals <input type="checkbox"/> Log in to Reading Eggs and press 'Fast Phonics' 	<input type="checkbox"/> Seesaw: Phonemic Awareness: Heggerty's Video Recording <input type="checkbox"/> Read a text to a mirror and practice reading with expression	<input type="checkbox"/> Log in to Reading Eggs and press the purple 'Reading Eggspress button': Lesson 51: Zac's Story
<p><b>Writing and Representing - Persuasive Writing</b></p> <p>Please note that we encourage students to complete writing tasks on a piece of paper and upload a picture to Seesaw.</p>	<input type="checkbox"/> Seesaw: Key features and feedback	<input type="checkbox"/> Seesaw: Take a stand!	<input type="checkbox"/> Seesaw: Handwriting – Letter 'w' <input type="checkbox"/> Keyboard Jump Typing Game – <a href="http://www.typing.com">www.typing.com</a>	<input type="checkbox"/> Seesaw: 'Hey, Little Ant'	<input type="checkbox"/> Seesaw: Grammar Focus
<b>Mathematics</b>					
<p><b>Number and Algebra</b></p>	<input type="checkbox"/> Seesaw: Fractions of Collections (halves, quarters and eighths) <input type="checkbox"/> Mathematics Assigned Task: Halves and Quarters	<input type="checkbox"/> Seesaw: Fractions of Collection	<input type="checkbox"/> Mathematics Assigned Task: Nearest Ten <input type="checkbox"/> Seesaw: TEN Time: Card Flip	<input type="checkbox"/> Seesaw: Fractions of Collections	<input type="checkbox"/> Seesaw: Maths Mentals
<b>Other</b>					
If you would like some optional activities, please view the Extra KLA Grid.					

Year 2

Week 9- At Home Learning Overview

All the information you need to complete each task can be found on Seesaw or your printed home learning pack.






	Monday 6 September	Tuesday 7 September	Wednesday 8 September	Thursday 9 September	Friday 10 September
<b>Additional Activities</b>					
<p><b>ZOOM meetings</b></p> <p>Each child will need to check their allocated Zoom time. Please view the Week 9 Timetable that is released on Seesaw from your child's home class teacher.</p>	<input type="checkbox"/> Seesaw: Wellbeing check-in <input type="checkbox"/> Welcome to Week 9 Video – a message from your teachers.	<input type="checkbox"/> Seesaw: Wellbeing check-in	<input type="checkbox"/> Seesaw: Wellbeing check-in <input type="checkbox"/> <b>Whole Class Zoom ZOOM meetings</b> 10:30am – 2H & 2M 11am – 2B,2T & 2S 11am – 2A & 2D	<input type="checkbox"/> Seesaw: Wellbeing check-in	<input type="checkbox"/> Seesaw: Wellbeing check-in
<b>English</b>					
<p><b>Spelling</b></p>	<input type="checkbox"/> Seesaw: 'i_e' saying 'igh' Spelling Activity	<input type="checkbox"/> Seesaw: Spelling Activity - Pyramid Writing 	<input type="checkbox"/> Spelling Search: Search for your spelling words in a book you are currently reading	<input type="checkbox"/> Seesaw: Spelling Activity - Across and Down 	
<p><b>Reading and Viewing</b></p> <p>Please note that <u>Heggerty's Phonemic Awareness</u> is a teacher explicit video and is only accessible through Seesaw.</p>	<input type="checkbox"/> Seesaw: Phonemic Awareness: Heggerty's Video Recording <input type="checkbox"/> Read a text to a member of your family	<input type="checkbox"/> Seesaw: Read a page of your book and record yourself. Use the checklist to complete a self-assessment of your reading	<input type="checkbox"/> Log in to Reading Eggs and press the purple 'Reading Eggspress button': Lesson 52: Computer Virus <input type="checkbox"/> Log in to Reading Eggs and press 'Fast Phonics' 	<input type="checkbox"/> Seesaw: Phonemic Awareness: Heggerty's Video Recording <input type="checkbox"/> Read a text to a mirror and practice reading with expression	<input type="checkbox"/> Log in to Reading Eggs and press the purple 'Reading Eggspress button': Lesson 53: Game Plan
<p><b>Writing and Representing</b></p> <p>Persuasive Writing</p> <p>Please note that we encourage students to complete writing tasks on a piece of paper and upload a picture to Seesaw.</p>	<input type="checkbox"/> Seesaw: The best ice cream!	<input type="checkbox"/> Seesaw: 'I wanna Iguana'	<input type="checkbox"/> Seesaw: Handwriting – Letter 'y' <input type="checkbox"/> Keyboard Jump Typing Game – <a href="http://www.typing.com">www.typing.com</a>	<input type="checkbox"/> Seesaw: Persuade the teachers!	<input type="checkbox"/> Seesaw: Grammar Focus
<b>Mathematics</b>					
<p><b>Number and Algebra</b></p>	<input type="checkbox"/> Mathletics Assigned Task: Partition and Rename <input type="checkbox"/> Seesaw: Whole Number (Place Value)	<input type="checkbox"/> Seesaw: Whole Number Partitioning	<input type="checkbox"/> Mathletics Assigned Task: Nearest Hundred <input type="checkbox"/> Seesaw: TEN Time: Target Number	<input type="checkbox"/> Seesaw: Whole Number and Rounding	<input type="checkbox"/> Seesaw: Maths Mentals <input type="checkbox"/> Seesaw: Maths Challenge Cards
<b>Other</b>					
If you would like some optional activities, please view the Extra KLA Grid.					



## Stage 1: Week 10 Learning from Home



Whole Class/Stage Zooms – All links will be made as an announcement on Seesaw

Monday 13 September	Tuesday 14 September	Wednesday 15 September	Thursday 16 September	Friday 17 September
<input type="checkbox"/> Seesaw: Wellbeing Check-In <input type="checkbox"/> Week 10 Teacher Message <input type="checkbox"/> Log in to Reading Eggs and press 'Fast Phonics'. Complete for 15 minutes 	<input type="checkbox"/> Seesaw: Wellbeing Check-In <input type="checkbox"/> Log in to Reading Eggs and press 'Fast Phonics'. Complete for 15 minutes. 	<input type="checkbox"/> Seesaw: Wellbeing Check-In <input type="checkbox"/> Whole Class Zoom <b>ZOOM meetings</b> 10:30am – 2H and 2M 11am – 2A and 2D 11am – 2B, 2T and 2S	<input type="checkbox"/> Seesaw: Wellbeing Check-In <input type="checkbox"/> Stage 1 Assembly <b>ZOOM Assembly</b> at 12:30pm	<input type="checkbox"/> Seesaw: Wellbeing Check-In <input type="checkbox"/> Log in to Reading Eggs and press 'Fast Phonics'. Complete for 15 minutes. 

Each child will need to check their allocated Zoom time for their small group session. Please view the Week 10 Timetable that is released on Seesaw from your child's teacher.

# BUILD A ZOO

**Task:** This week your task is to design a zoo!

**Final product:**

You can be as creative as you like when designing your zoo, some suggestions you could consider:

- Cardboard box/shoe box and create a 3D design of the zoo  
<https://www.youtube.com/watch?v=1ujhBKpZQ00>
- Cardboard paper and draw the zoo
- Use Minecraft to design the zoo
- Design slides on seesaw
- Advertisement/video
- Your own choice

**Learning Intention:** To design your own zoo.

**Success Criteria** – the way you will present your success criteria will depend on what you choose to do as your final product. I can:

- Choose what animals to have
- Choose what type of enclosure each animal will live in
- Create a name for my zoo
- Create a map/layout for my zoo
- Include information about my zoo



There is a grid for English, Maths and Other KLA ideas for you to add to your zoo. You can complete as many of these tasks as you would like. All scaffolds will be posted on Seesaw, which are optional. You might like to use them to help you get started.

Still looking for more? Visit the Learning From Home Hub

<https://education.nsw.gov.au/teaching-and-learning/learning-from-home/learning-at-home>