


Learning From Home

Take-home Pack



Term 3 | Week 8 & 9

2021



Learning from Home Activity Grid (Week 8)

Morning session	Middle Session	Afternoon Session
<p>Calendar activity- Listen to the Morning Circle songs on SeeSaw and finish the activity attached with it.</p> <p>Write- Practice alphabets lower case and upper case, each day.</p> <p>Phonics- (Revision) Jolly Phonics Group 1 plus blending sounds. Sing out loud. We will focus on the following sounds: https://www.youtube.com/watch?v=-uOLr8qMXj8 https://www.youtube.com/watch?v=ZPTV77uIGDw</p> <p>Monday – s Tuesday- a Wednesday- t Thursday- i Friday- p and n</p> <p>Make three words and sentences using the sounds. <u>(Please do the tasks assigned by your teacher on SeeSaw related to sounds)</u></p> <p>Sight words- Read one set of high frequency word to an adult each day.</p> <p>CVC word- Practice , build , read and match the CVC words.</p>	<p>Paint- Use your imagination and paint with natural materials like pebbles, twigs , leaves etc.</p> <p>Read- Read Set 1. Students need to practice the single sound and words in the PowerPoint first followed by books. Read the same book each day until you are fluent https://www.speldsa.org.au/163-speld-sa-phonics-books-set-1</p> <p>Need more work- Do activities on Reading eggs, Listen to stories on Storyline online or https://storylineonline.net/ https://www.starfall.com/h/im-reading/</p> <p>https://education.nsw.gov.au/teaching-and-learning/learning-from-home/learning-at-home</p> <p>Capacity – Pour rice/lentils into different sized containers. Compare which container has more amount or less. Do the same with water, salt, sand etc. (See the detailed instruction below)</p>	<p>Mathematics-Repeated Addition strategy for multiplication. https://www.youtube.com/watch?v=dpFOvoiYDaQ (We will focus on grouping odd and even numbers/ grouping in general)</p> <p>Do activities on Mathletics https://www.helpkidzlearn.com/ https://www.topmarks.co.uk/ pick the level according to your ability.</p> <p>Numbers- Practice skip counting by using paper clips on paper plates or counters/coins on Hundreds chart.</p> <p>Smiling minds- Choose a mindfulness activity to do on smiling minds. https://www.smilingmind.com.au/</p> <p>Or</p> <p>Yoga- Choose a clip from Cosmic kids yoga on YouTube.</p>

Example of Skip Counting using Paper Clips and Counters:



Use paper clips and disposable plate to do this activity as show in the picture, ask an adult to help.


OR

Use coins/counters to skip count of Hundreds Chart . Practice 2's , 5's and 10's
Also practice counting in 3's.

Example of Multiplication as Repeated Addition Strategy:-

What is Repeated Addition - Repeated addition is adding equal groups together. It is also known as multiplication. If the same number is repeated then, we can write that in the form of multiplication.

Multiplication as Repeated Addition



5 + 5 + 5 = 15

or

5 x 3 = 15

Focus on grouping items/objects.

Jolly Phonics (As we are revisiting the sounds)

Learning Intention- (WALT) We are learning to recognize, read and write words with sounds s, a, t, p, i , n.

Success Criteria (WILF)- What I am looking for

1. I can say the sounds.
2. I can blend two or more sounds.
3. I can use the correct letter formation to write the sound.
4. I can read the sounds on their own ,within words and blend two or more sounds.
5. I can write 3 or more words/sentences with the sounds in them.

Reading

Learning Intention- (WALT) We are learning to read the sounds and words associated with the sound.

Success Criteria (WILF)- What I am looking for

1. I can say the sound.
2. I can read the words
3. I can read the words and sentences.

Numbers

Repeated addition strategy for multiplication

Learning Intention- (WALT) We are learning to arrange items/objects in groups with focus on repeated addition.

Success Criteria (WILF)- What I am looking for

1. I can use counters/marbles/pebbles to make equal groups.

Skip counting

Learning Intention- (WALT) We are learning to skip count forward.

Success Criteria (WILF)- What I am looking for

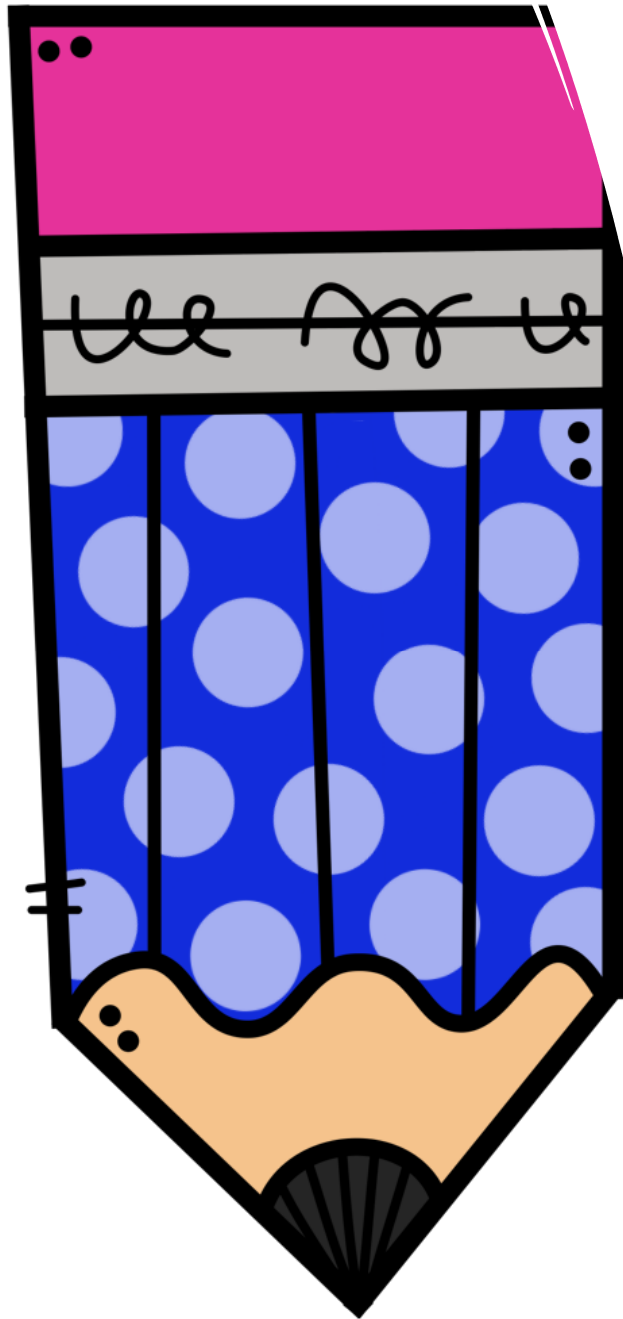
1. I can skip count forward in 2's , 5's , 10's and 3's .
2. I can identify the skip counting patterns.

Capacity

Learning Intention- (WALT)- We are learning to understand the concept of how much a container can hold with focus on words and comparison between two containers.

Success Criteria (WILF)- What I am looking for:-

1. I can compare how full containers are.(Key word less , more)
2. I can describe how full a container is. (Using key words like full, empty, half full)



Essential 5 tasks if you cant get through the pack each day:

- **1. Draw or paint every day.**
- **2. Read the SPELD books , until your child is fluent or a favorite book.**
- **3. Listen to a Story on Storyline online or music.**
- **4. Speak to an adult about your day or make a video and post it on SeeSaw.**
- **5.Help your family with daily chores.**

Sight words

Pink Set

is	here	the	come	look	at
I	am	too	a	on	in

Red Words

up	comes	with	said	little	to
and	you	me	see	my	are

Orange Words

asleep	looked	not	go	like	goes
those	we	looking	these	happy	what

Blue Words

away	went	into	that	he	she
where	this	ran	now	his	her
who	find	this	will	be	for

Green Words

play	help	out	please	again	eat
inside	make	walk	I'm	but	today
stay	all	It's	one	when	for



30th August 2021

Worksheet

Good job!

Sticker
here

My name is _____ Class _____

I can write my name!



First name

Family name

♦ Find the letters that contain your name and colour.



DAYS OF THE WEEK

Yesterday was _____.

Today is _____.

Tomorrow will be _____.

Letter formation worksheet

My name is _____

Trace over the S and then try writing your own.

S



All of the following words have the sound **s** in them.

Can you write the sound **s** to complete the words?



__ocks



__eahorse



Initial Sounds: Ss

Practice writing the letters.

S S S

s s s

Write an 's' in the blank under the pictures that begin with 's'.



1) _____
_____ake



_____un



2) _____
_____ock



_____izard




3) _____
_____irl




_____nail

CVC Words Cut and Paste Worksheet

Directions: Cut and paste the letters to make the word for the picture in the box.



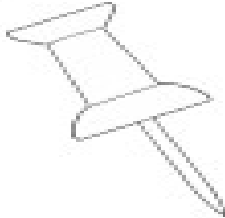
--	--	--



--	--	--



--	--	--



--	--	--



s	a	a	p	t	i
t	p	t	a	p	n




Make Your Own
Paint Brushes



Grouping


Can you put a circle round the right amount of things to make each group?




Make a group of 3 apples.




Make a group of 4 bananas.




Make a group of 5 strawberries.



Make a group of 6 oranges.






Make a group of 7 pears.



Make a group of 8 pineapples.

Counting by 2s



Fill in the missing numbers to count by 2s.

1		3		5
	7		9	
11		13		15
	17		19	
21		23		25
	27		29	

Hundreds Chart

1	2	3	4	5	6	7	8	9	10
11	12	13	14	15	16	17	18	19	20
21	22	23	24	25	26	27	28	29	30
31	32	33	34	35	36	37	38	39	40
41	42	43	44	45	46	47	48	49	50
51	52	53	54	55	56	57	58	59	60
61	62	63	64	65	66	67	68	69	70
71	72	73	74	75	76	77	78	79	80
81	82	83	84	85	86	87	88	89	90
91	92	93	94	95	96	97	98	99	100

Use this hundred chart to do skip counting 2's , 5's and 10's. Please use different colour pencils /crayon .


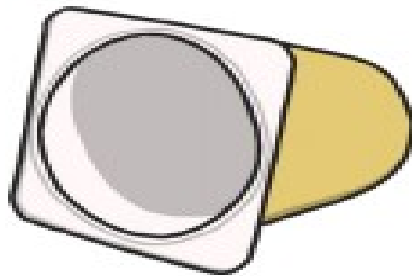
For example- For 2's use Red

5's use Blue

10's use orange.



1. Choose 3 containers. Take a cup or a yoghurt pot and find out how many scoops it takes to fill each container. Line your containers up in order from smallest to largest.

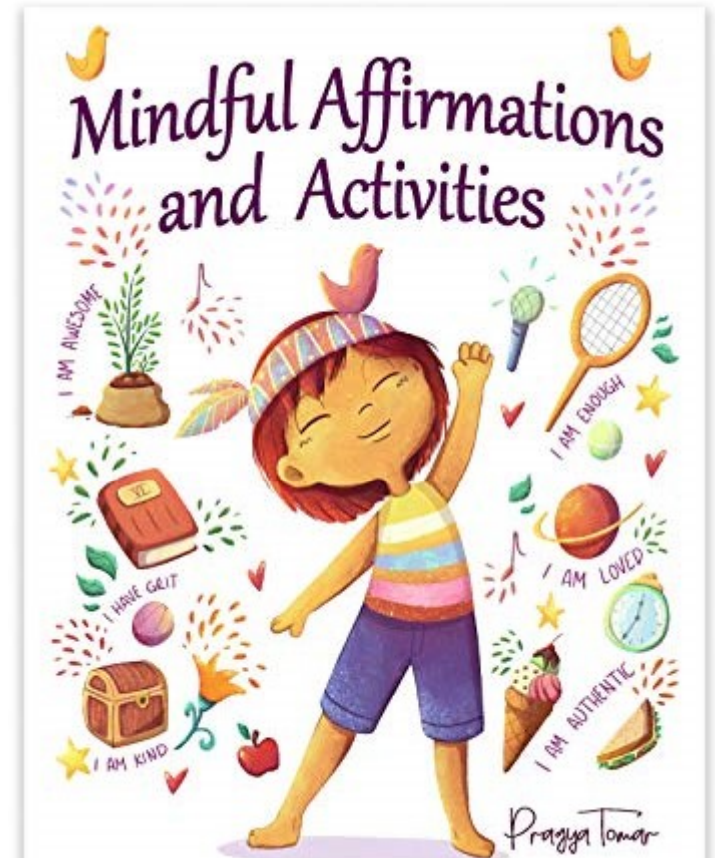


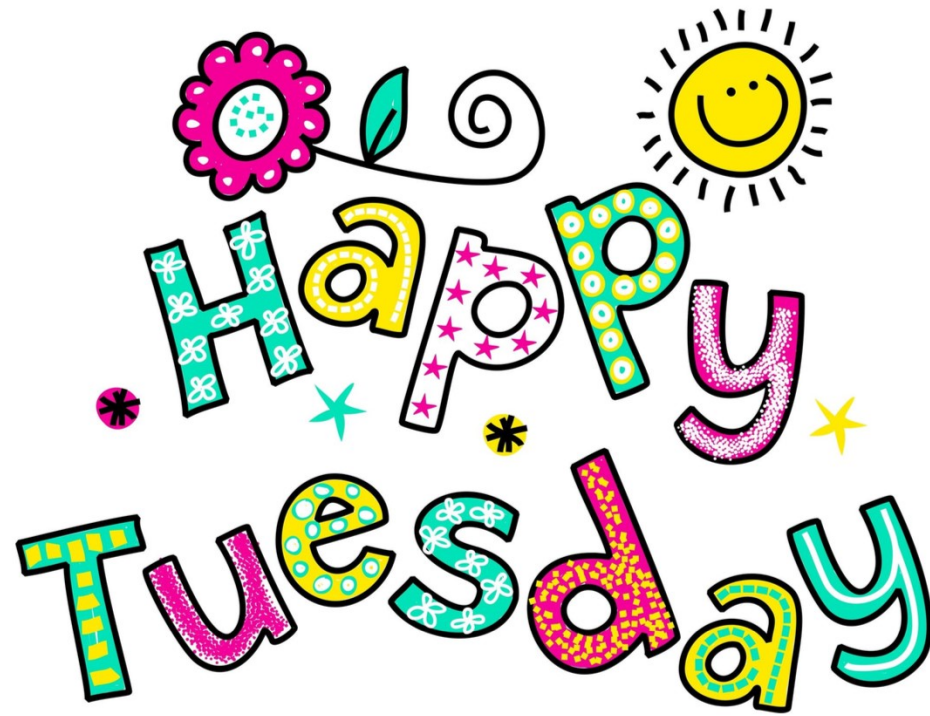
Create a GLITTER JAR

- ★ Finding a jar or plastic bottle and allow your child to decorate it however they like.
- ★ Fill the bottle up 3/4 of the way with water. Next, add clear glue, food coloring, and glitter then shake.
- ★ Seal the lid and you are ready to go.



Big Life Journal - biglifejournal.com





31st August 2021



I CAN write my

NAME

with a pencil

with a crayon

with a marker

in different colors

DAYS OF THE WEEK

Yesterday was _____.

Today is _____.

Tomorrow will be _____.

Letter formation worksheet

a

My name is _____


Trace over the **a** and then try writing your own.

a a a a a a a a

a a a a a a a a

All of the following words have the sound **a** in them.

Can you write the sound **a** to complete the words?



__pple



__nchor

Name: _____



CVC Words

Word to Picture Matching

bag

•

•



bat

•

•



cab

•

•



can

•

•



cap

•

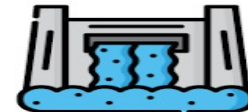
•



cat

•

•



dad

•

•



dam

•

•



www.englishforkidz.com

Name: _____

Making New Words

Short **a** Words



Word

Change it to...

Write the word

cat



man



jam




nap



bat



fan


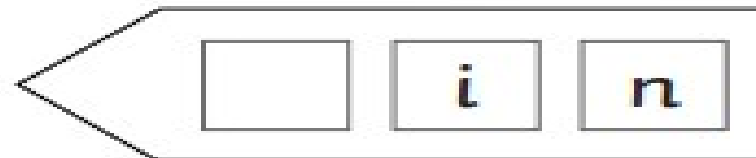



bad



Phase 2 CVC word Building

Cut out the letters from the burglar's bag and put them back where they belong.










Paint on leaves.

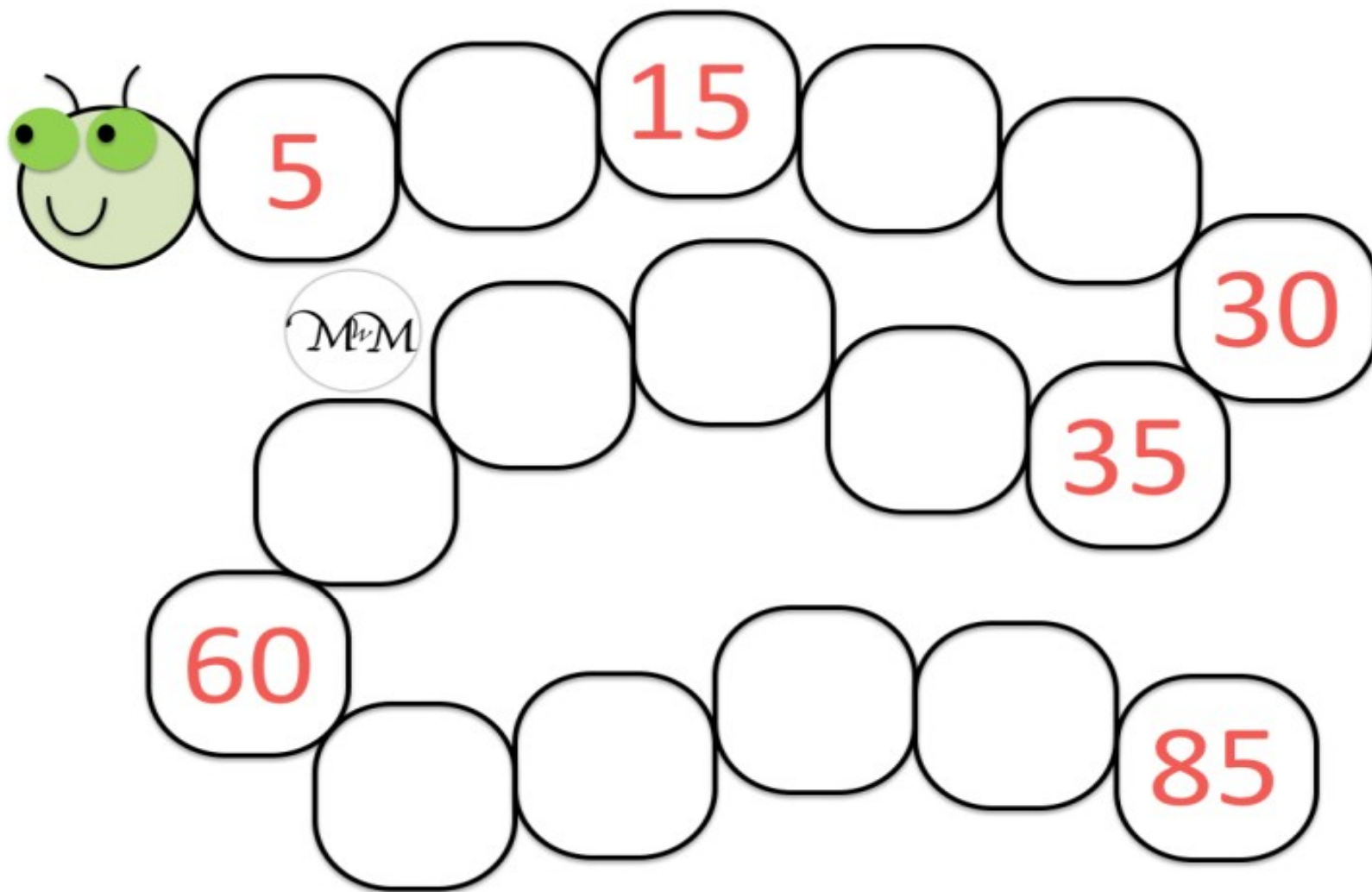
Making Groups of Two

Circle groups of two.

	How many dogs? <input type="text"/>
	How many groups? <input type="text"/>

	How many cars? <input type="text"/>
	How many groups? <input type="text"/>

	How many chickens? <input type="text"/>
	How many groups? <input type="text"/>



Counting by 5's.

Hundreds Chart

1	2	3	4	5	6	7	8	9	10
11	12	13	14	15	16	17	18	19	20
21	22	23	24	25	26	27	28	29	30
31	32	33	34	35	36	37	38	39	40
41	42	43	44	45	46	47	48	49	50
51	52	53	54	55	56	57	58	59	60
61	62	63	64	65	66	67	68	69	70
71	72	73	74	75	76	77	78	79	80
81	82	83	84	85	86	87	88	89	90
91	92	93	94	95	96	97	98	99	100

Use this hundred chart to do skip counting 2's , 5's , 10's and 3's. Please use different colour counters or pebbles.



Capacity
how much a container can hold.

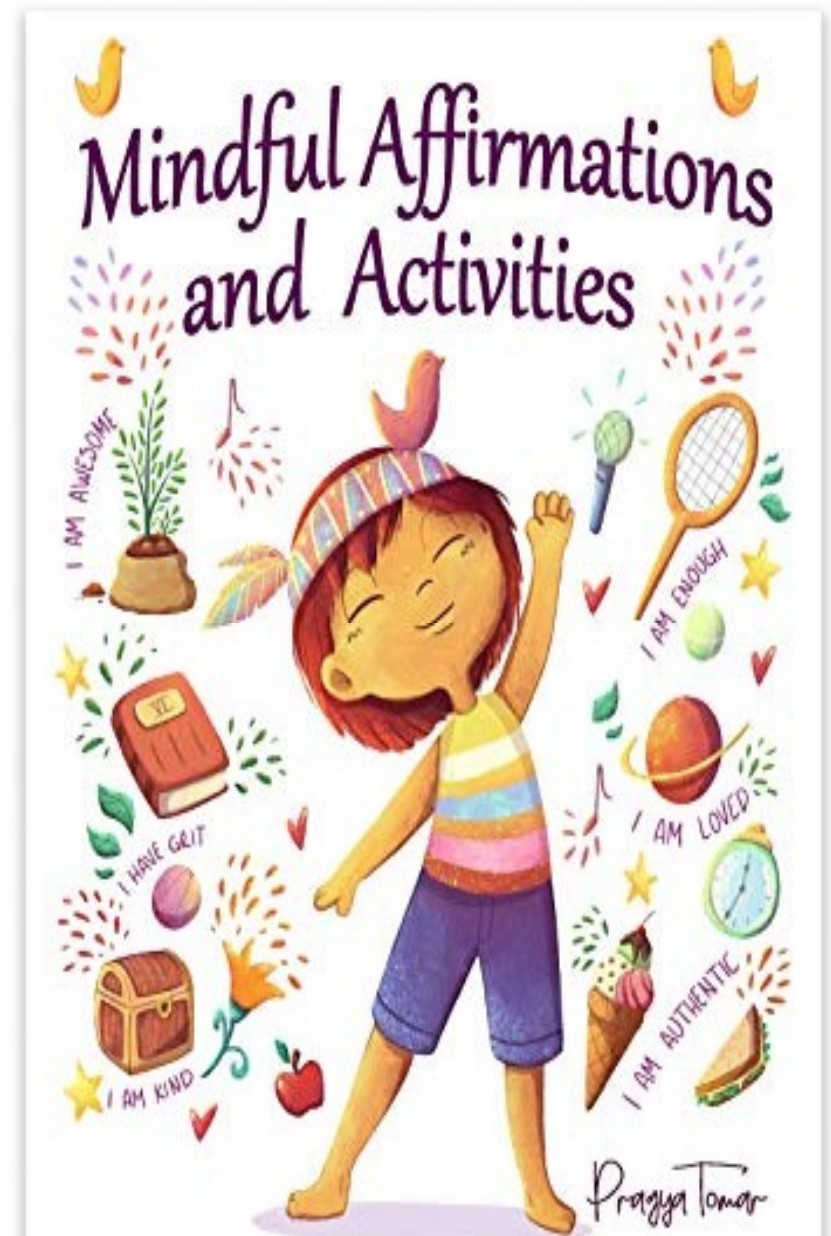
Activity 1

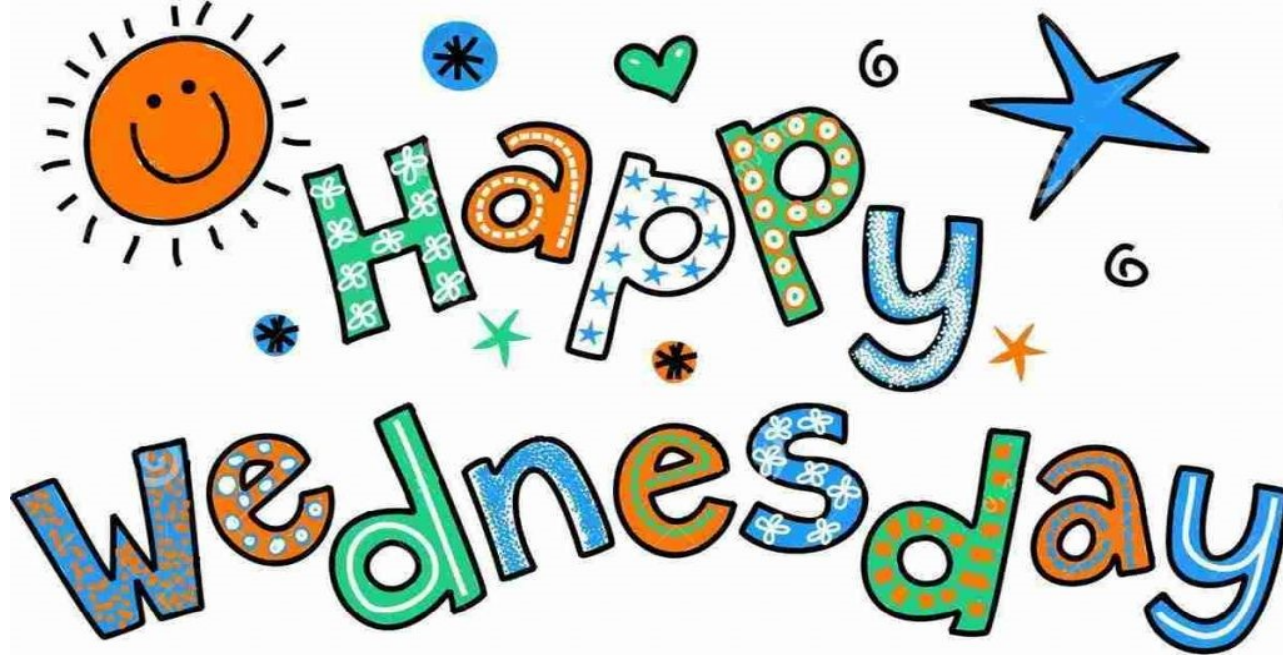
- Imagine we are going on a picnic and we need to pour some home-made lemonade in bottles.
- 4 Different sized bottles are put in front of the children.
- Emphasize on effective questioning to encourage mathematical thinking and reasoning. (e.g. What do you notice about the bottles?, How are they different?, What happens if you pour the lemonade from this bottle to this bottle (from a large to a small bottle)?, How can we find out which holds the most?)
- Students are let to fill up the bottles.



Discussions should include key words such as **full, empty, half full, half empty, nearly full, nearly empty, more / most, less / least**.

Listen carefully with your eyes closed to any sounds you can hear. After one minute, open your eyes and write down everything you heard.





1st September 2021



Name Writing Practice



DAYS OF THE WEEK

Yesterday was _____.

Today is _____.

Tomorrow will be _____.

Letter formation worksheet

t

My name is _____

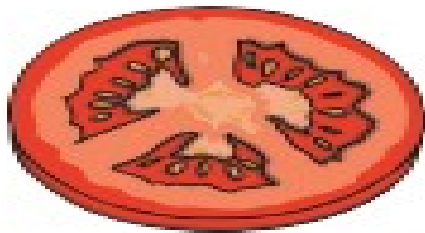
Trace over the **t** and then try writing your own.

t t t t t t t t t t t

t t t t t t t t t t t


All of the following words have the sound **t** in them.

Can you write the sound **t** to complete the words?



__omato

__urtle





Initial Sounds: Tt

Practice writing the letters.

T

t

Write a 't' in the blank under the pictures that begin with 't'.



1) _____
turtle




goat



2) _____
whale



tiger




3) _____
table



deer

Simple letter sounds

CVC words



Can you copy the word?

ReadwithPhonics.com


ten

sat


hat

cat


Draw a picture to match the word




bat




hat




sit




ant



net



nut



Phase 2 CVC word Building

Cut out the letters from the burglar's bag and put them back where they belong.

m





s	a	a	a	t
t	p	i	n	m
d	g	o	c	k




Paint with flowers.

Making Groups of Two

	How many fish? <input type="text"/>
	How many groups? <input type="text"/>


	How many pencils? <input type="text"/>
	How many groups? <input type="text"/>

	How many books? <input type="text"/>
	How many groups? <input type="text"/>

Skip Counting by 10s!

Name: _____ Date: _____

Directions: Skip count by 10s and fill in the blanks. Add 10 sprinkles to each ice cream cone!



How many sprinkles are there in all when you _____

Hundreds Chart


1	2	3	4	5	6	7	8	9	10
11	12	13	14	15	16	17	18	19	20
21	22	23	24	25	26	27	28	29	30
31	32	33	34	35	36	37	38	39	40
41	42	43	44	45	46	47	48	49	50
51	52	53	54	55	56	57	58	59	60
61	62	63	64	65	66	67	68	69	70
71	72	73	74	75	76	77	78	79	80
81	82	83	84	85	86	87	88	89	90
91	92	93	94	95	96	97	98	99	100

Use this hundred chart to do skip counting 2's , 5's , 10's and 3's. Please use different colour glitter pens /stickers to do it For Example- 2's –red sticker
5's – yellow sticker
10's – blue stickers.

Capacity - Ordering Magic Potions



Welcome to my wizard workshop! Can you help me put my magic potion bottles on to the shelf? They need to be in order from empty to full so read the labels carefully.



empty


nearly empty

half full

nearly full

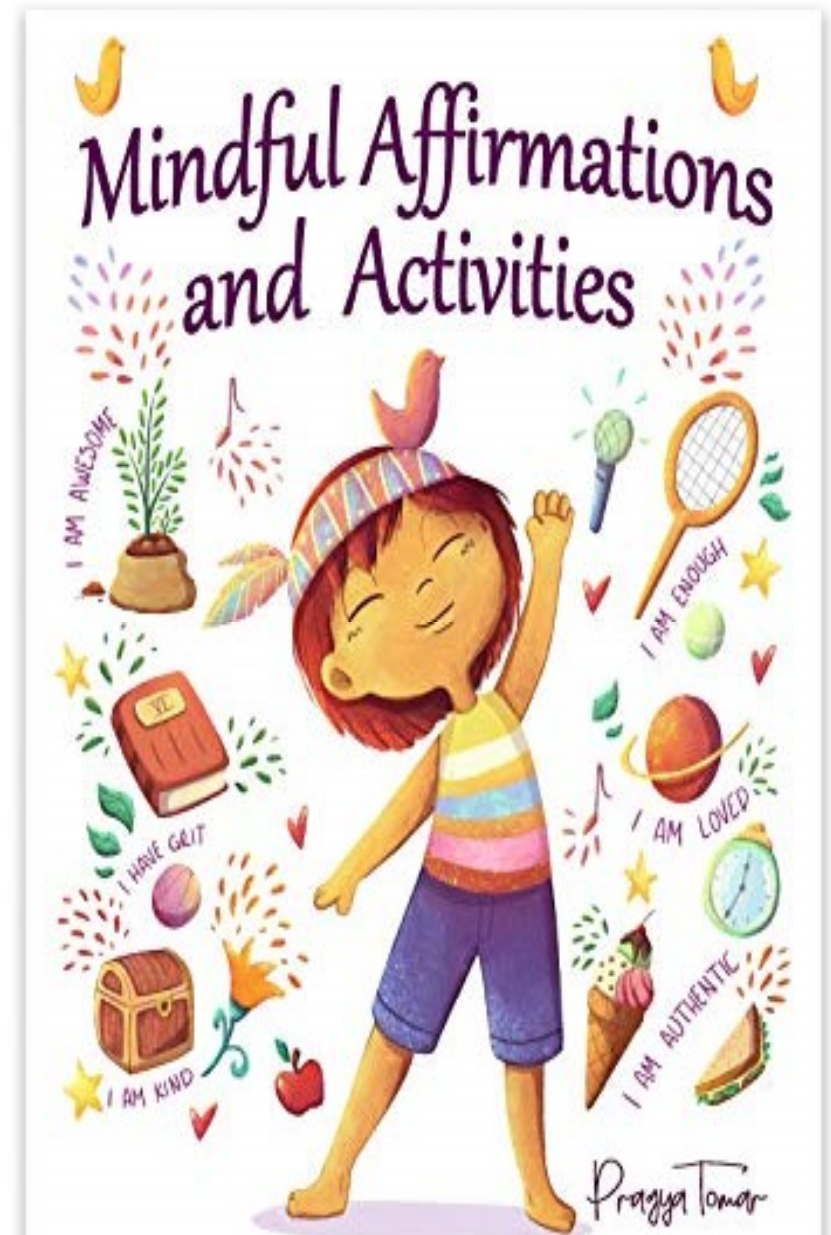
full

You could use some empty bottles in a water tray to make your own magic potions. Can you fill a bottle to the top? Can you make a half-full potion?



Ask someone to drop a feather and watch it very closely as it floats to the ground.

Listen carefully to a piece of music and draw a line on a piece of paper which matches the feeling created by the music.





2nd September 2021

My Name!



In A Ten Frame:

I have _____ letters in my name!

A picture of something that starts with
my first letter:

DAYS OF THE WEEK

Yesterday was _____.

Today is _____.

Tomorrow will be _____.

Letter formation worksheet

My name is _____

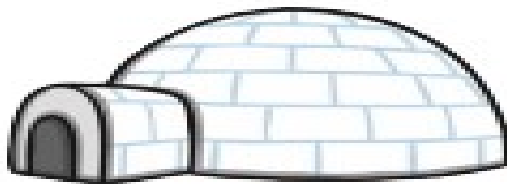
Trace over the **i** and then try writing your own.

i



All of the following words have the sound **i** in them.

Can you write the sound **i** to complete the words?




__gloo

__nk

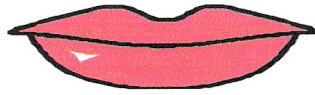


Short Vowel Ii


Circle the picture name. Write the picture name on the line.




sit six




lit lips



win wig



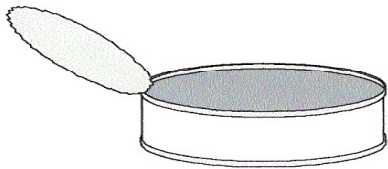
pill pin




big bin




pig pit



tin till



tin Tim



hit hill

Name: _____




CVC Words

Word to Picture Matching

bib



big



bin



dig



fig



fin



kid



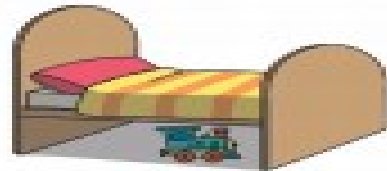
www.englishforkidz.com

Phase 2 CVC word Building

Cut out the letters from the burglar's bag and put them back where they belong.

f








s	a	t	p	i	h
n	b	d	g	o	b
c	k	e	u	r	f





Use your imagination and create art work using natural materials .

Making Groups of Two

Circle groups of two.

	How many dogs? <input type="text"/>
	How many groups? <input type="text"/>

	How many cars? <input type="text"/>
	How many groups? <input type="text"/>

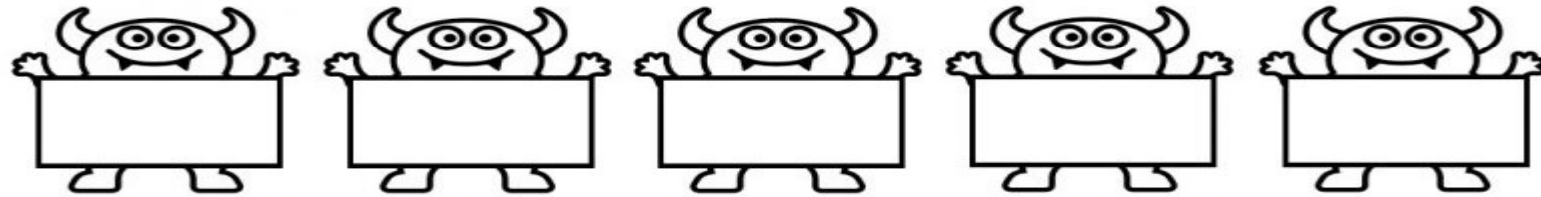


	How many flowers? <input type="text"/>
	How many groups? <input type="text"/>



Count Up by 5's



Cut the numbers and count by 5's to put them in order.




5 10 15 20 25

30 35 40 45 50

55 60 65 70 75

<https://www.youtube.com/watch?v=vtvFBGv8bc8>



Think of one thing that relates to capacity in this story or words like full , empty , half full or more , less .



Lie on your back outside and close your eyes so you can use all of your senses except for sight.

Notice the feel of the air, the feel of the ground, the sounds that surround you and any smells that are present.



Mindful Affirmations and Activities



It's
FRIDAY!



3rd September 2021

DAYS OF THE WEEK

Yesterday was _____.

Today is _____.

Tomorrow will be _____.

Letter formation worksheet

p

My name is _____


Trace over the **p** and then try writing your own.

p p p p p p p p p

p p p p p p p p p

All of the following words have the sound **p** in them.

Can you write the sound **p** to complete the words?



__arcel



__ig

Letter formation worksheet

n

My name is _____

Trace over the **n** and then try writing your own.


n n n n n n n n

n n n n n n n n

All of the following words have the sound **n** in them.

Can you write the sound **n** to complete the words?

__**ose**



__**oodle**

I Can Read! Phase 2 Set 2

Read the words and match the picture to the word.

sit



nip



pan



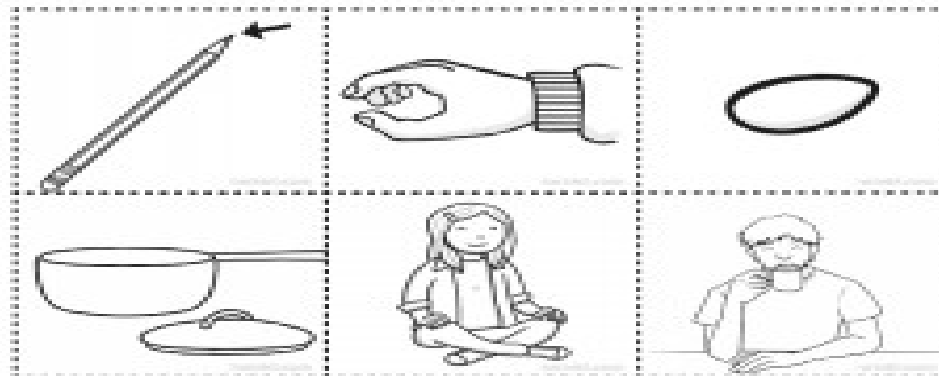
tip



pip




sip




I Can Read! Phase 2 Set 2

Read the words and match the picture to the word.


pin



sat



tin




tan



nap



man



I Can Read! Phase 2 Set 2

Read the words and match the picture to the word.

mat



map



dad




pit



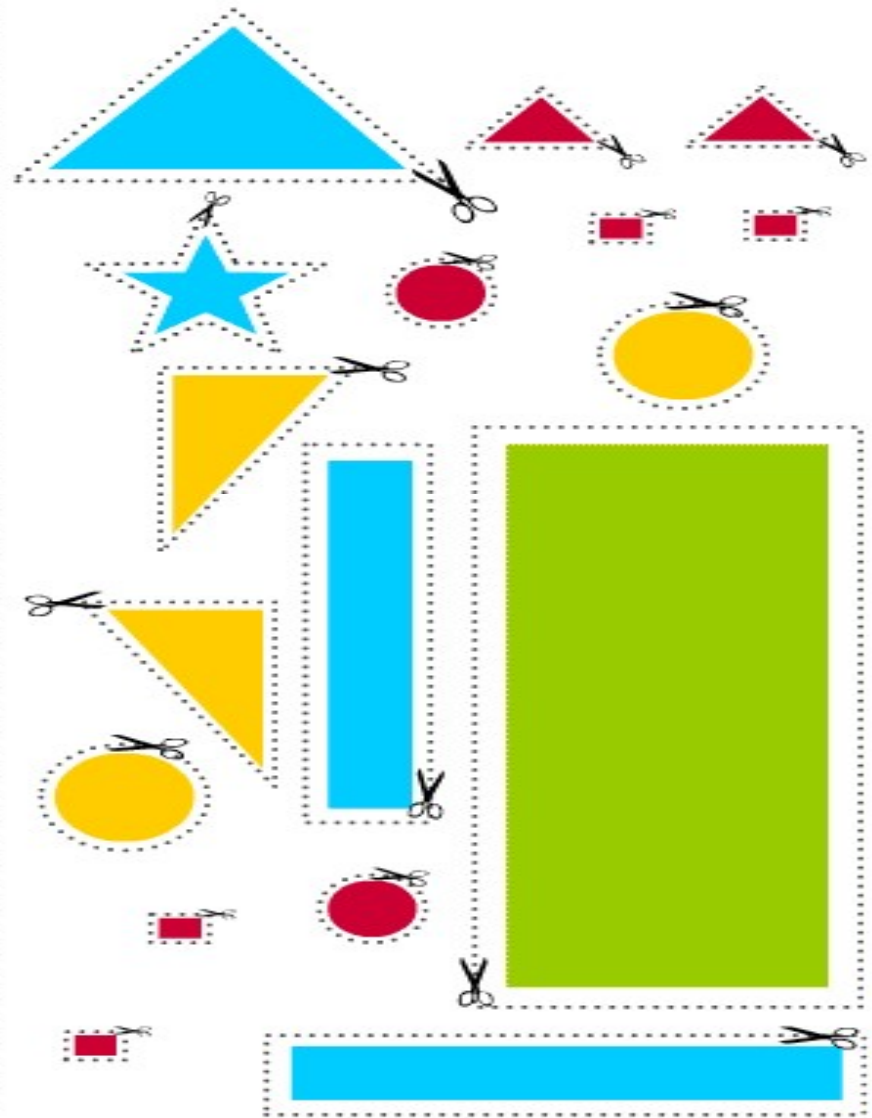
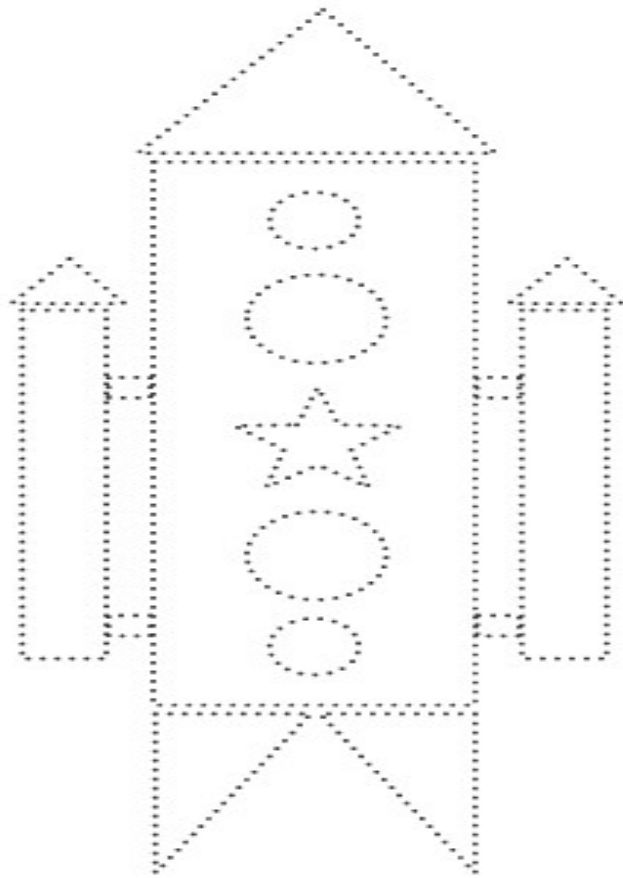
dip




sad



Cut and paste the shapes to complete the picture.




Making Groups of Two




How many chickens?

How many groups?



How many trees?

How many groups?



How many fish?

How many groups?

Counting in 3s

Name: _____

Date: _____

Cut out the numbers in the dashed boxes and stick them in the correct order.

3				
---	--	--	--	--

		24		
--	--	----	--	--

				45
--	--	--	--	----

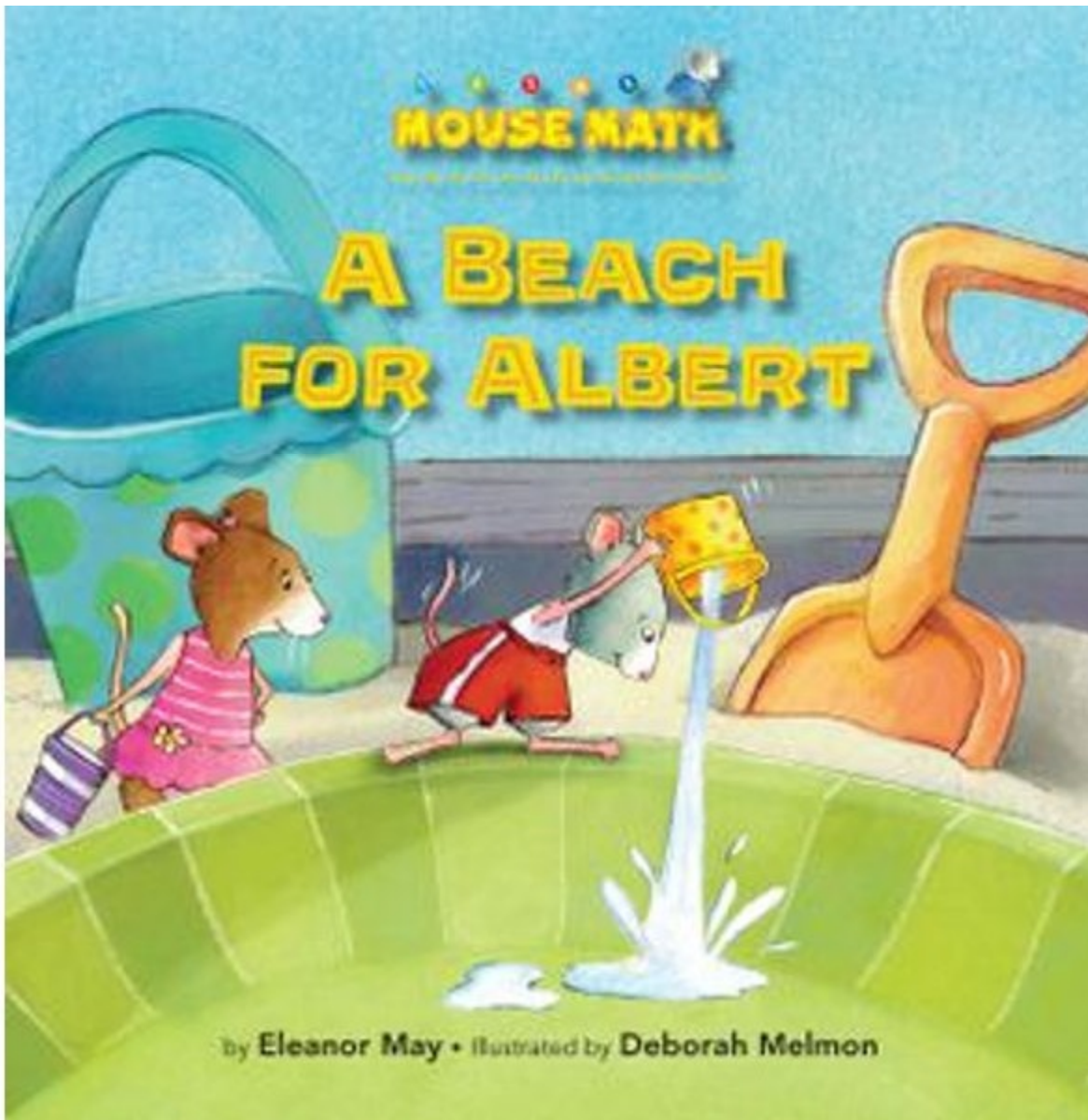


twinkl.co.uk

----- ✂

33	21	39	9	27	12
42	6	36	15	30	18

<https://www.youtube.com/watch?v=bYxFJZPcxfo>

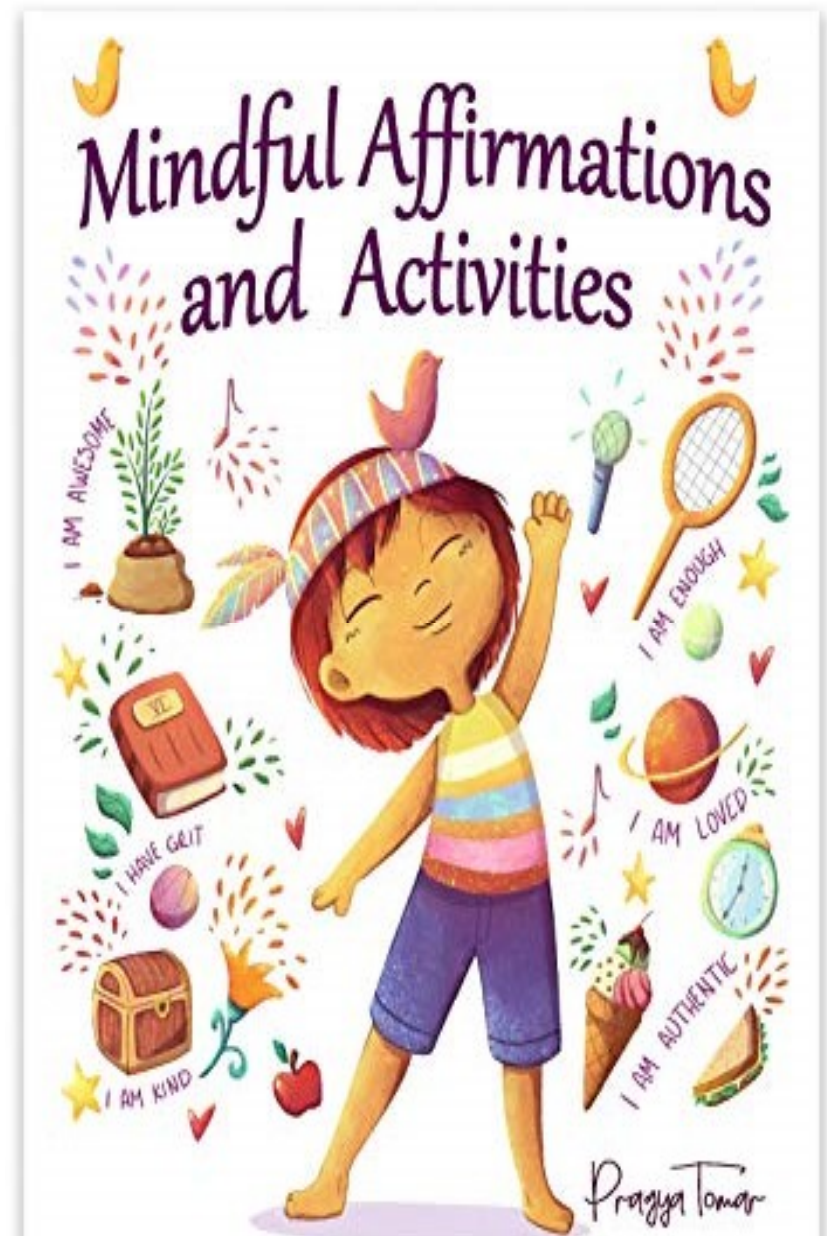


Think of one thing that relates to capacity in this story or words like full , empty , half full or more , less .



Lie with your back on the floor and place a soft toy on your tummy.

Breathe in and out slowly and deeply and try to concentrate on the way your toy rises and falls with your breathing.



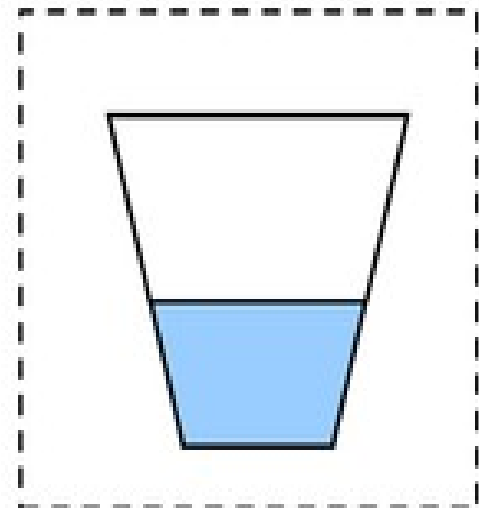

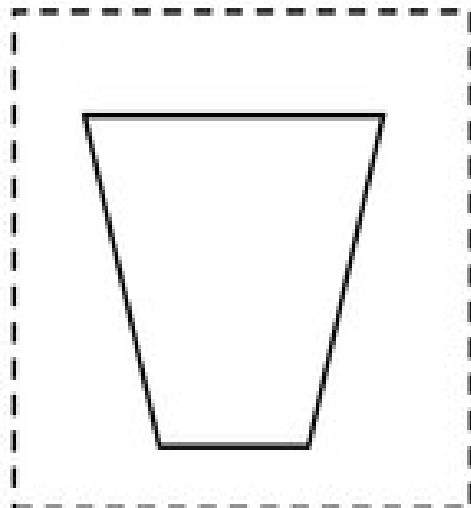
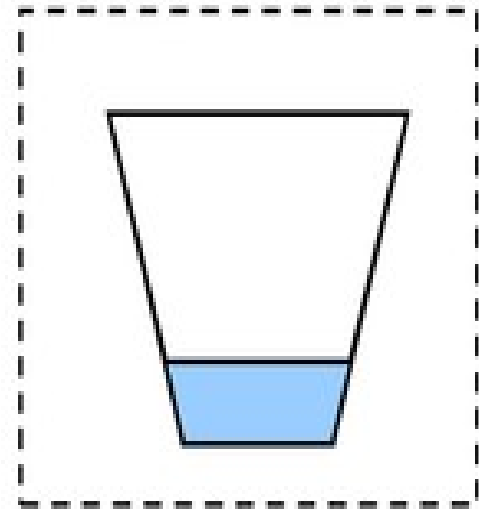
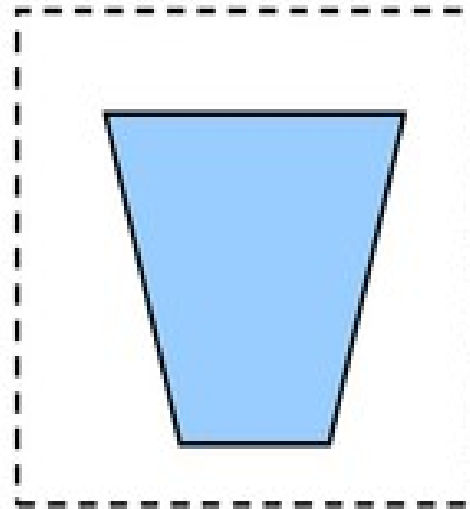
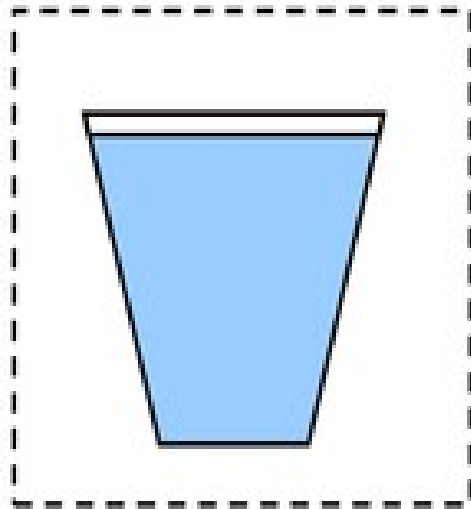
Miscellaneous Worksheets

The miscellaneous sheets this time are focused on:

- Revisiting some work.
- These worksheets are based solely on achieve the LISC.
- Feel free to spread the capacity worksheet over two weeks and revisit the stories in Week 9 as well.



Order the cups; empty to full.


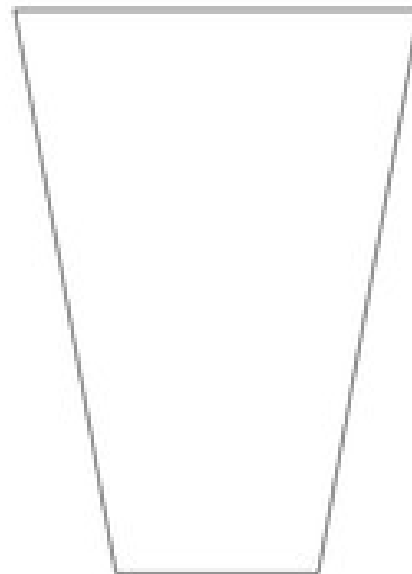
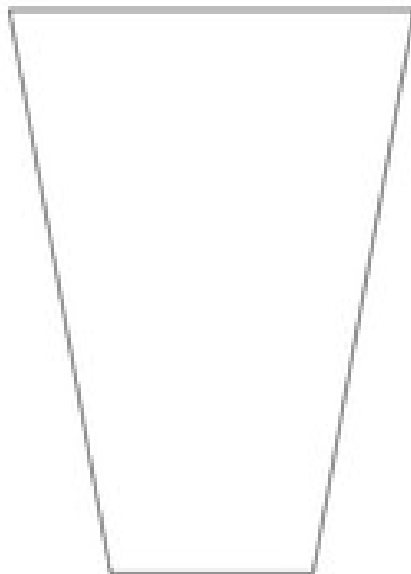


Capacity: Full, Half-Full and Empty

Name _____

Draw the correct amount of water in each cup and write the labels below.

empty	full	half-full
-------	------	-----------



Which Holds More ?



Circle the container that can hold a larger quantity in each set.



Capacity: Which object holds more / less?

Grade 1 Measurement Worksheet

Circle the objects that can hold more.

Capacity Sorting


Can you sort the pictures into full, half-full and empty?

full	half-full	empty

More Than, Less Than Capacity

Pour water from each object below to compare their capacity.
Write 'more than' or 'less than' to complete the sentences.



The ice cream tub holds _____



the plastic cup.



The bucket holds _____



the book tray.




The plastic cup holds _____



the water bottle.



The bowl holds _____



the pencil tin.




The book tray holds _____



the ice cream tub.

Challenge: Find your own objects to compare.

The _____ holds _____ the _____



Learning from Home Activity Grid (Week 9)

Morning session	Middle Session	Afternoon Session
<p>Calendar activity- Listen to the Morning Circle songs on SeeSaw and finish the activity attached with it.</p> <p>Phonics- Jolly Phonics Group 2 plus blending sounds. Sing out loud. We will focus on the following sounds: https://www.youtube.com/watch?v=-FdLeEnk54E https://www.youtube.com/watch?v=zIEWRhGuA6o Monday- c, k Tuesday- e, h Wednesday- r Thursday- m Friday- d Make three words and sentences using the sounds. <u>(Please do the tasks assigned by your teacher on SeeSaw related to sounds)</u></p> <p>Word Families- Practice reading , writing and blending the beginning sounds with word families to make new words. Monday- at Tuesday- an Wednesday- am Thursday- in Friday- it</p>	<p>Craft- Cut and Paste. Use your imagination and make some craft using natural materials.</p> <p>Read- Read Set 2. Students need to practice the single sound and words in the PowerPoint first followed by books. Read the same book each day until you are fluent https://www.speldsa.org.au/162-speld-sa-phonics-books-set-2 Need more work- Do activities on Reading eggs, Listen to stories on Storyline online and point to high frequency words. https://storylineonline.net/ https://www.starfall.com/h/im-reading/</p> <p>Dance- Choose a clip from go noodle or YouTube.</p>	<p>Mathematics-Repeated Addition strategy for multiplication. https://www.youtube.com/watch?v=dpFOvoiYDaQ (We will focus on grouping odd and even numbers/ grouping in general)</p> <p>Do activities on Mathletics https://www.helpkidzlearn.com/ https://www.topmarks.co.uk/ pick the level according to your ability.</p> <p>Numbers- Practice skip counting by using paper clips on paper plates or counters/coins on Hundreds chart.</p> <p>Smiling minds- Choose a mindfulness activity to do on smiling minds. https://www.smilingmind.com.au/</p>

Jolly Phonics (As we are revisiting the sounds)

Learning Intention- (WALT) We are learning to recognize, read and write words with sounds c,k,e,h,r,m and d.

Success Criteria (WILF)- What I am looking for

1. I can say the sounds.
2. I can blend two or more sounds.
3. I can use the correct letter formation to write the sound.
4. I can read the sounds on their own ,within words and blend two or more sounds.
5. I can write 3 or more words/sentences with the sounds in them.

Word Family

Learning Intention- (WALT) We are learning to read blended sounds and make , read words with it.

Success Criteria- (WILF) What I am looking for:-

1. I can read and write the blended sound/word family.
2. I can read and write the words associated with the particular word family.

Reading

Learning Intention- (WALT) We are learning to read the sounds and words associated with the sound.

Success Criteria (WILF)- What I am looking for

1. I can say the sound.
2. I can read the words
3. I can read the words and sentences.

Numbers

Repeated addition strategy for multiplication

Learning Intention- (WALT) We are learning to arrange items/objects in groups with focus on repeated addition.

Success Criteria (WILF)- What I am looking for

1. I can use counters/marbles/pebbles to make equal groups.

Skip counting

Learning Intention- (WALT) We are learning to skip count forward.

Success Criteria (WILF)- What I am looking for

- 1.I can skip count forward in 2's , 5's , 10's and 3's .
- 2.I can identify the skip counting patterns.
3. I can use skip counting to count the groups.
4. I can reach to the total number.

For Example:- @@@@=@@ + @@ + @@ = 6
 2 4 6 (Skip counting)

The answer is six. In the above example we have 3 groups of @.



6th September 2021

DAYS OF THE WEEK



MONTHS OF THE YEAR


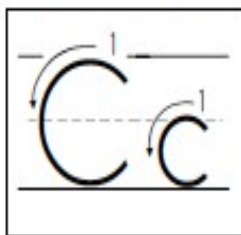
- 1 _____
- 3 _____
- 5 _____
- 7 _____
- 9 _____
- 11 _____

- 2 _____
- 4 _____
- 6 _____
- 8 _____
- 10 _____
- 12 _____

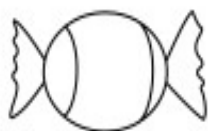
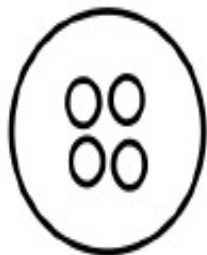


Name _____

Beginning Sound


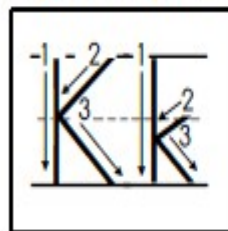


Color the pictures that begin with the **c** sound.

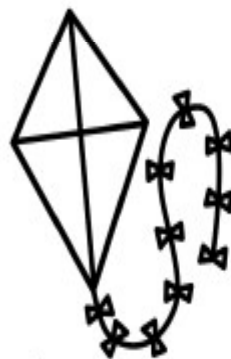


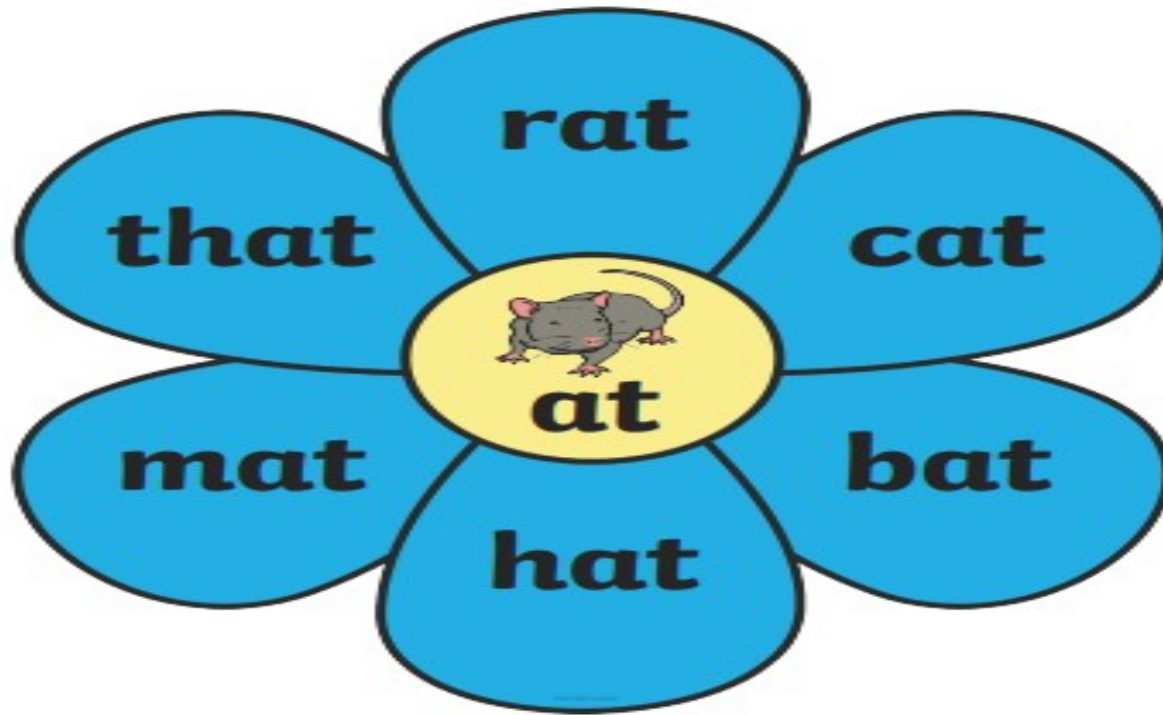
Name _____

Beginning Sound



Color the pictures that begin with the **k** sound.









Read these words out loud or to an adult.

Onset and Rime 'at' Cut and Glue Activity

Cut and glue the letters to make the word for the picture in each box.

			
	at		at
			
	at		at

h





b

c

r

Onset and Rime 'at' Cut and Glue Activity









Cut and glue the letters to make the word for the picture in each box.

a	h	b	c	r	t
a	t	a	t	a	t

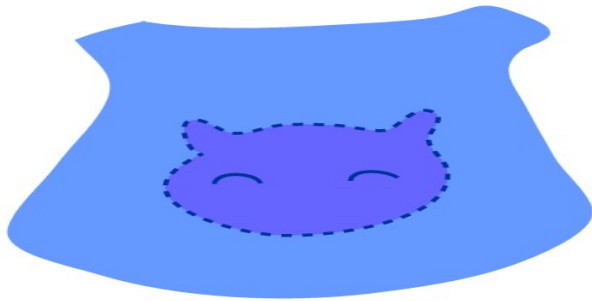
Onset and Rime 'at' Cut and Glue Activity

Cut and glue the letters in the top blocks to make the word for the picture in each box. Write the letters underneath each word once you have finished gluing.

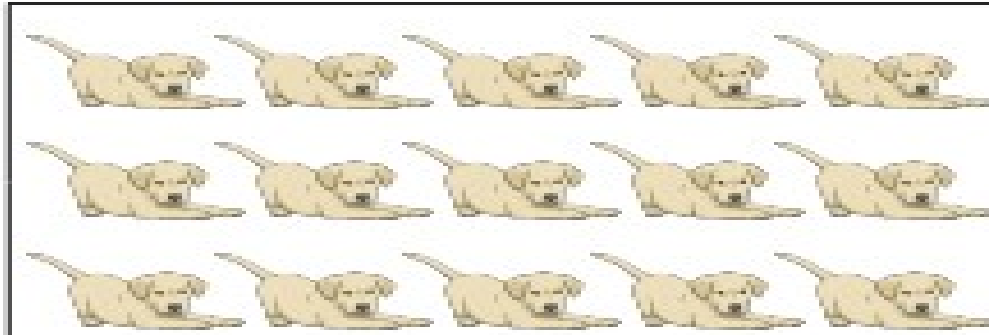
a	h	b	c	r	t
a	t	a	t	a	t

Cut and Paste Girl



Making Groups of Five

Circle groups of five.




How many dogs?

How many groups?



How many cars?

How many groups?



How many chickens?

How many groups?

Spring Missing Numbers

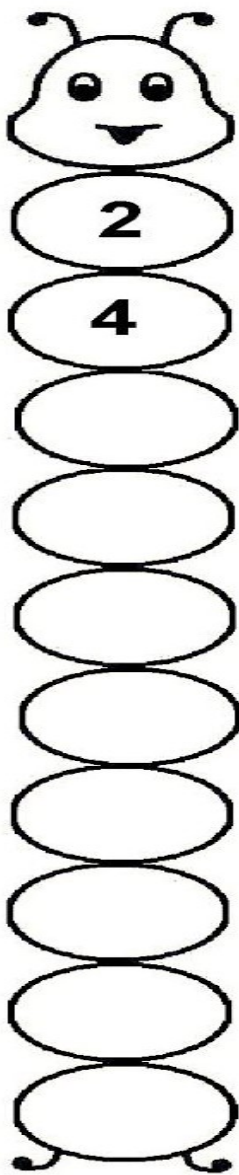
Counting in 3s

A spring-themed missing number puzzle. The puzzle consists of two paths of flowers. The left path is made of blue flowers, and the right path is made of purple flowers. Three monarch butterflies are scattered around the paths. The numbers 3, 15, and 27 are placed in the blue flowers, and the numbers 9, 18, and 24 are placed in the purple flowers. All other flower centers are empty circles.

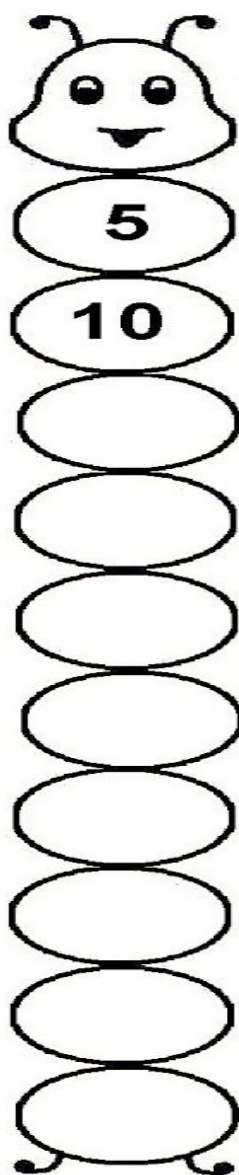
Blue flowers (left path): 3, 15, 27

Purple flowers (right path): 9, 18, 24

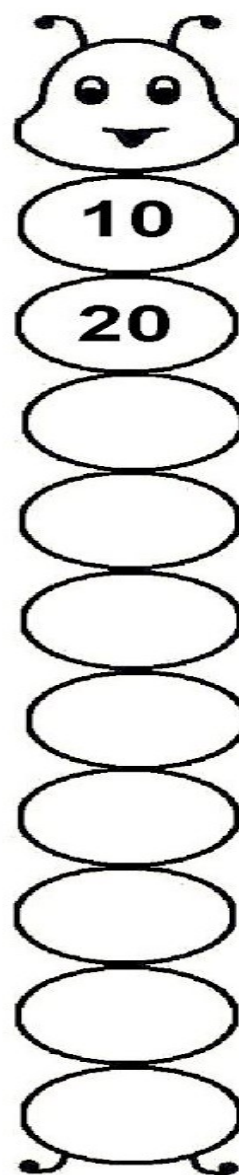
**Skip count
by 2**



**Skip count
by 5**



**Skip count
by 10**



Find something with a strong and pleasant scent e.g. lavender or orange peel and place it close to your nose.

Try to concentrate just on the smell for a whole minute.



Mindful Affirmations and Activities





7th September 2021

DAYS OF THE WEEK

1 _____ 2 _____ 3 _____

4 _____ 5 _____ 6 _____

7 _____

MONTHS OF THE YEAR

1 _____

3 _____

5 _____

7 _____

9 _____

11 _____

2 _____

4 _____

6 _____

8 _____

10 _____

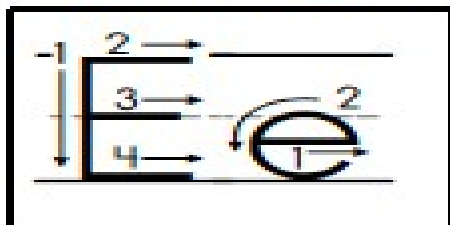
12 _____




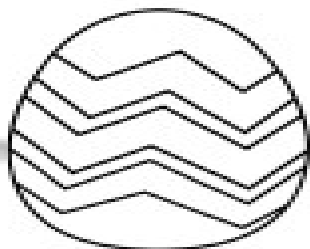
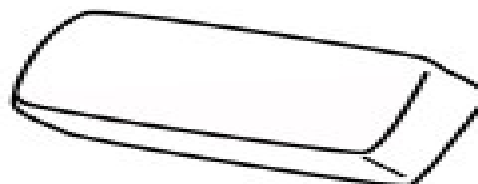


Name _____

Short **E** Sound

Beginning Sound

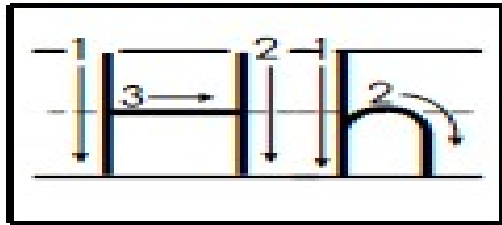


Color the pictures that begin with the short **e** sound.

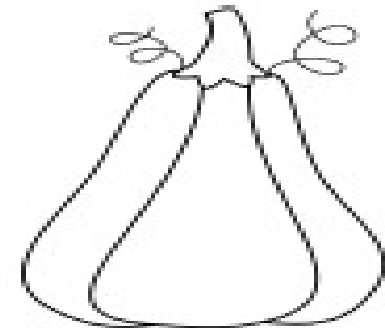
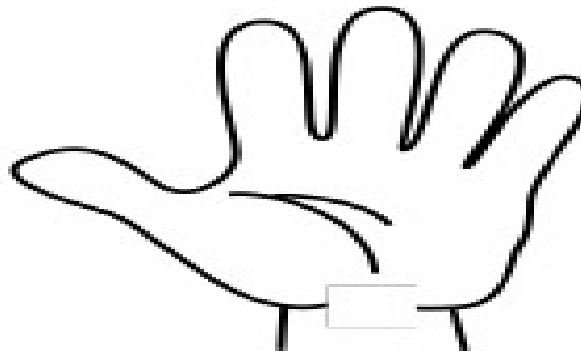
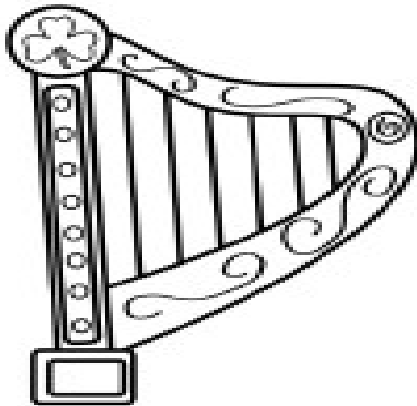
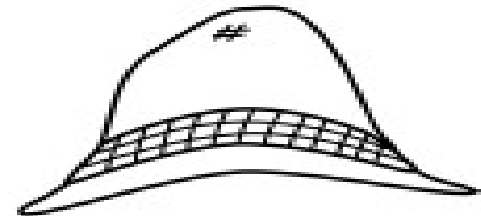




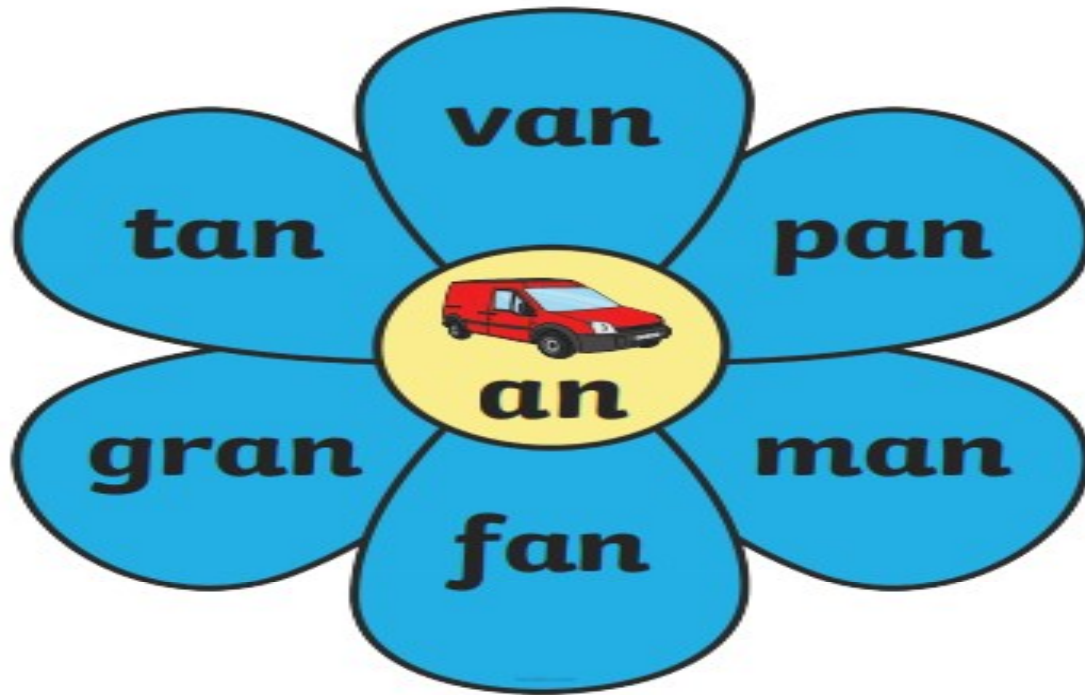
Name _____

Beginning Sound



Color the pictures that begin with the **h** sound.

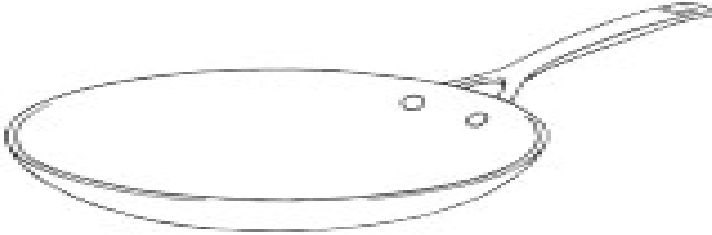

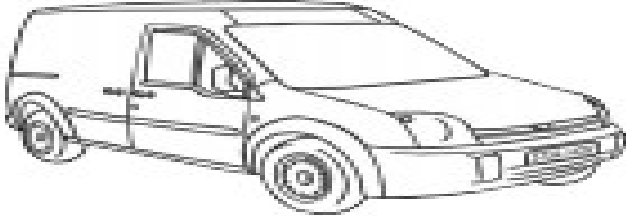





Read these words out loud or to an adult.

Onset and Rime 'an' Cut and Glue Activity

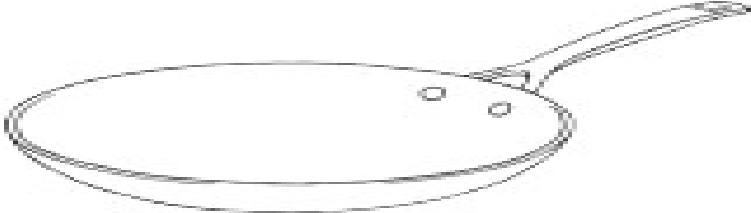

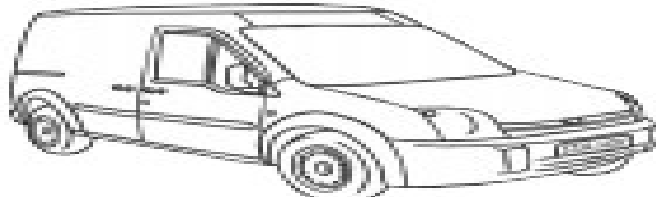

Cut and glue the letters to make the word for the picture in each box.

					
	a	n		a	n
					
	a	n		a	n

c	m	v	p
----------	----------	----------	----------

Onset and Rime 'an' Cut and Glue Activity

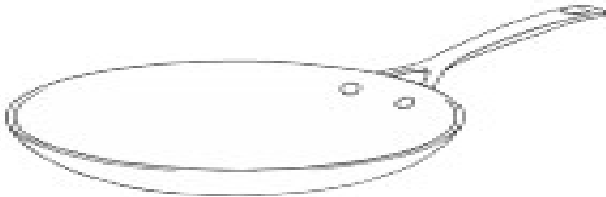

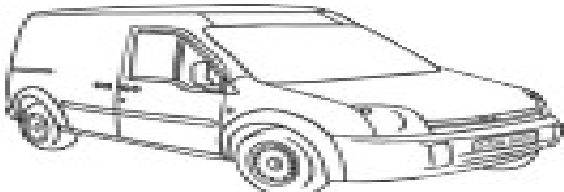

Cut and glue the letters to make the word for the picture in each box.


a	m	c	p	v	n
a	n	a	n	a	n

Onset and Rime 'an' Cut and Glue Activity

Cut and glue the letters in the top blocks to make the word for the picture in each box. Write the letters underneath each word once you have finished gluing.

					
p	a	n	m	a	n
					
v	a	n	c	a	n

a	m	c	v	p	n
a	n	a	n	a	n




CUT & GLUE

HARE

- 1 color
- 2 cut out
- 3 glue



Making Groups of Five




How many fish?

How many groups?



How many pencils?

How many groups?




How many books?

How many groups?

Summer Missing Numbers

Counting in 3s



Name:
Grade:

Date:

Counting Pattern - Count by 1

Count by 1 from 8 to 17

--	--	--	--	--	--	--	--	--	--

Count by 1 from 85 to 94

--	--	--	--	--	--	--	--	--	--

Count by 1 from 20 to 29

--	--	--	--	--	--	--	--	--	--

Count by 1 from 30 to 39

--	--	--	--	--	--	--	--	--	--

Count by 1 from 15 to 24

--	--	--	--	--	--	--	--	--	--

Count by 1 from 18 to 27

--	--	--	--	--	--	--	--	--	--

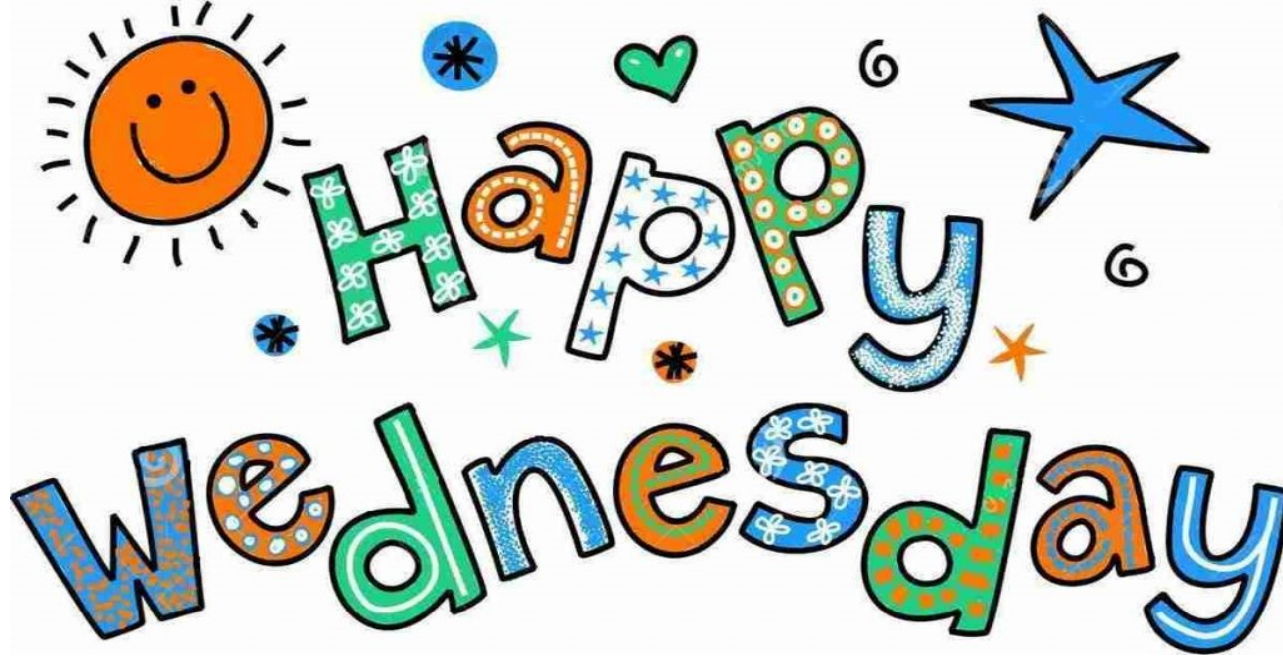
Count by 1 from 48 to 57

--	--	--	--	--	--	--	--	--	--

Sit in a room with your eyes closed.

Ask someone else to spray a perfume or deodorant at the other side of the room and, keeping your eyes closed, try to notice the exact moment when the smell reaches you.





8th September 2021



DAYS, MONTHS AND SEASONS REVISION

COMPLETE THE NAMES OF THE DAYS

WRITE THE DAYS IN THE RIGHT ORDER





Su _ _ a _ = _____
 Mo _ _ a _ = _____
 Sa _ u _ _ a _ = _____
 F _ i _ a _ = _____
 Tue _ _ a _ = _____
 T _ u _ _ a _ = _____
 We _ _ e _ _ a _ = _____

1 Monday _____
 2 _____
 3 _____
 4 _____
 5 _____
 6 _____
 7 _____

COMPLETE THE NAMES OF THE MONTHS

Complete the seasons

J _ n _ _ ry
 F _ br _ _ ry
 M _ rch
 _ pr _ l
 M _ y
 J _ n _
 J _ ly
 A _ g _ st
 S _ pt _ mb _ r
 Oct _ b _ r
 N _ v _ mb _ r
 D _ c _ mb _ r

	S _ R _ N _		A _ T _ M _
	S _ M _ E		W _ N _ E _

WHAT SEASON IS IT?

IT'S _____



IT'S _____



IT'S _____

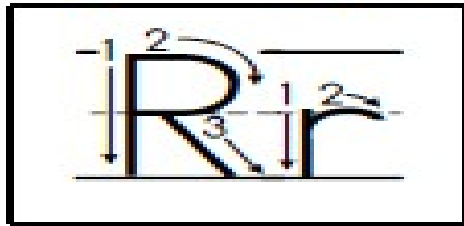


IT'S _____



Name _____


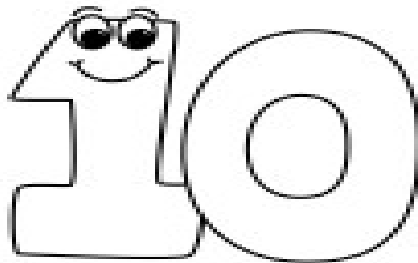
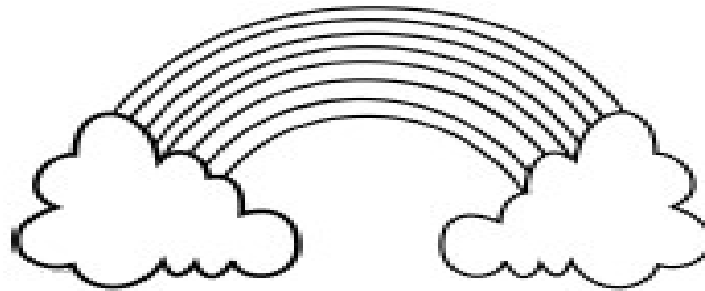
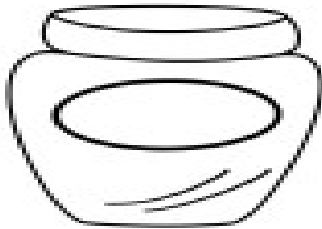
Beginning Sound

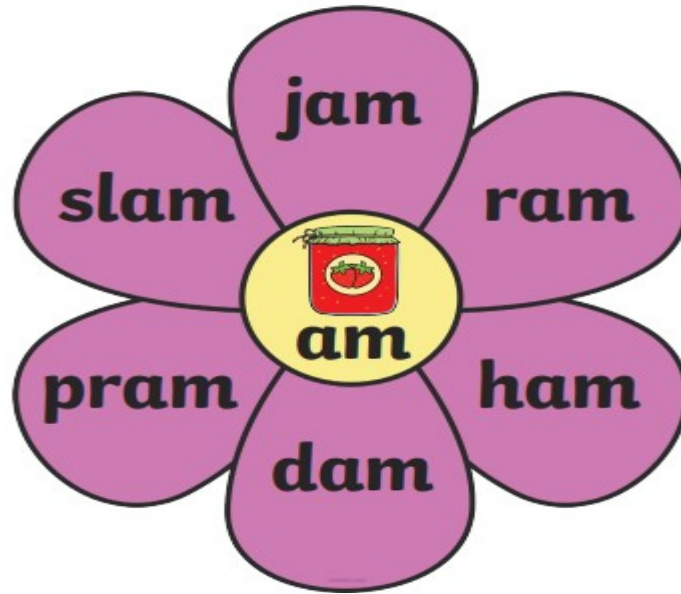


R _____

r _____

Color the pictures that begin with the r sound.



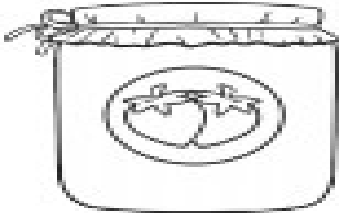





Read these words out loud or to an adult

Onset and Rime 'am' Cut and Glue Activity

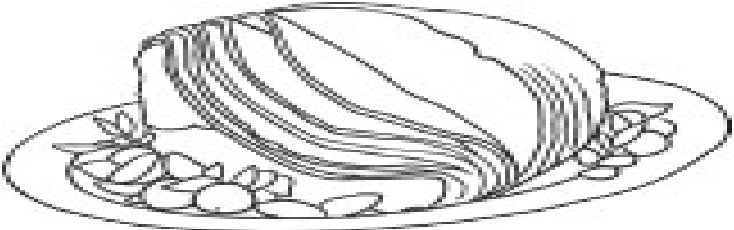
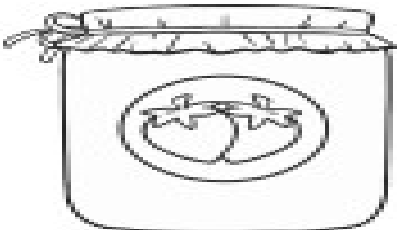

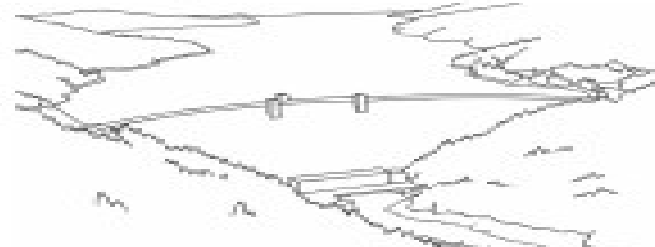
Cut and glue the letters to make the word for the picture in each box.

			
	am		am
			
	am		am

d	j	h	r
----------	----------	----------	----------

Onset and Rime 'am' Cut and Glue Activity






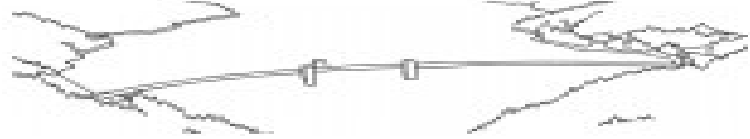


Cut and glue the letters to make the word for the picture in each box.


a	r	j	d	h	m
a	m	a	m	a	m

Onset and Rime 'am' Cut and Glue Activity

Cut and glue the letters in the top blocks to make the word for the picture in each box. Write the letters underneath each word once you have finished gluing.

a	r	j	d	h	m
a	m	a	m	a	m




CUT & GLUE


- 1 color
- 2 cut out
- 3 glue




Making Groups of Five

Circle groups of five.



	How many dogs? <input type="text"/>
	How many groups? <input type="text"/>

	How many cars? <input type="text"/>
	How many groups? <input type="text"/>

	How many flowers? <input type="text"/>
	How many groups? <input type="text"/>



Autumn Missing Numbers

Counting in 3s

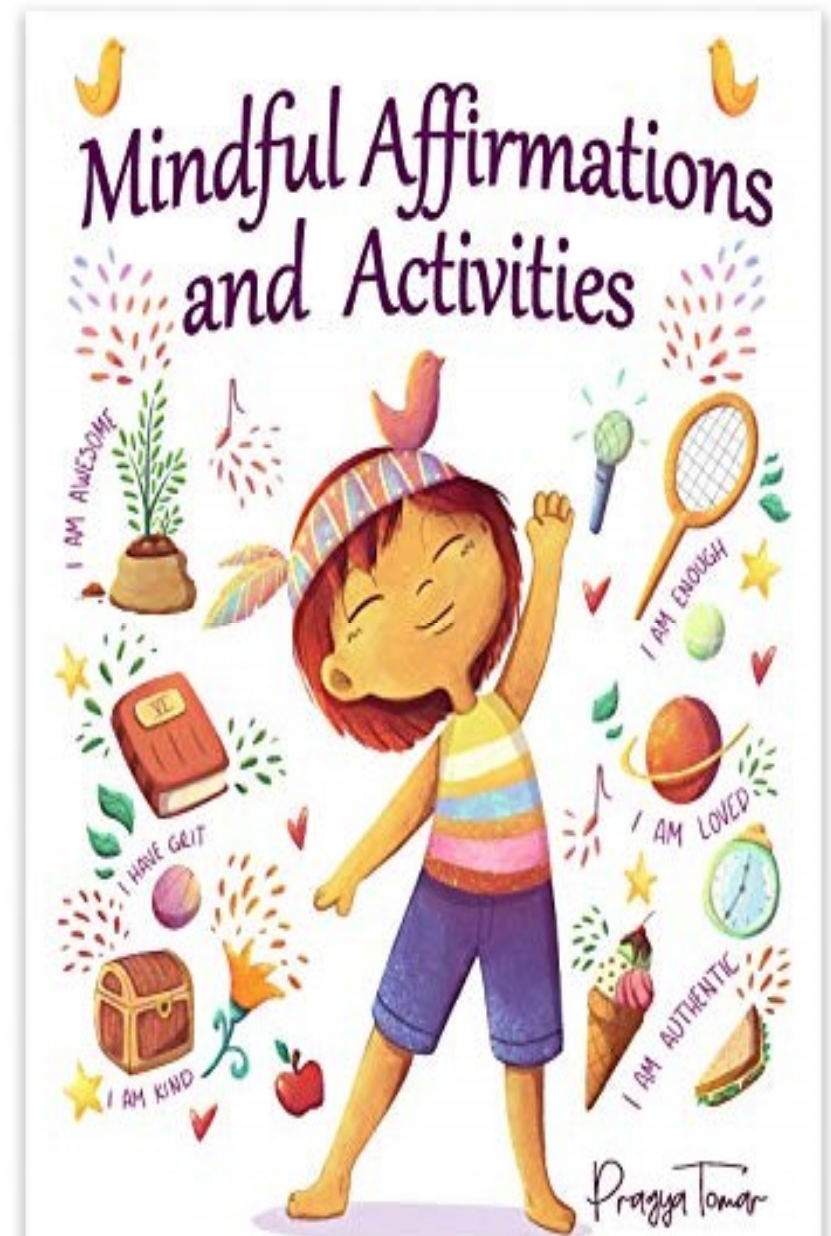



Skip Counting

Q. Count by 2's


Take a moment to think about how you are feeling.
Which words would describe how you are feeling?
Can you trace back the origins of those feelings?





9th September 2021

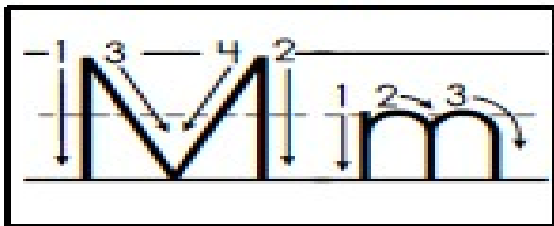
What makes me Happy



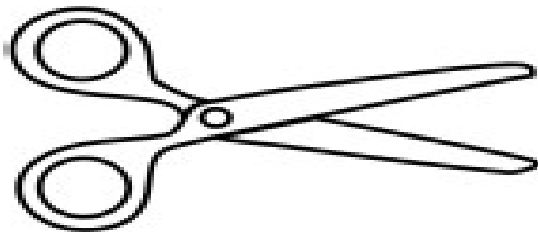
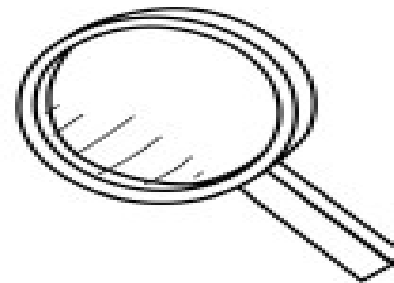
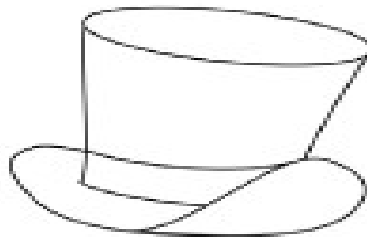

Name:

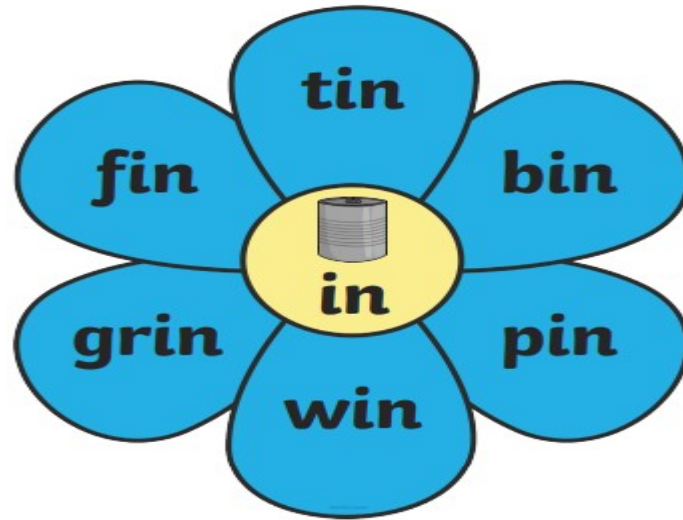
Name _____

Beginning Sound



Color the pictures that begin with the **m** sound.

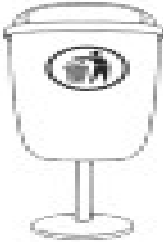


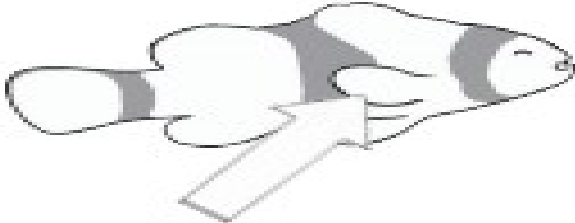




Read these words out loud or to an adult.

Onset and Rime 'in' Cut and Glue Activity

Cut and glue the letters to make the word for the picture in each box.

			
	in		in
			
	in		in

b




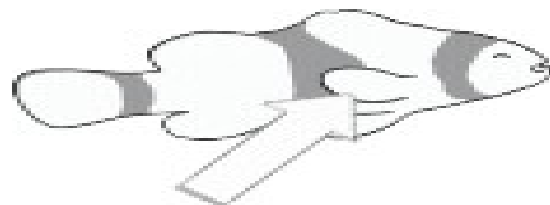
p

t

f

Onset and Rime 'in' Cut and Glue Activity


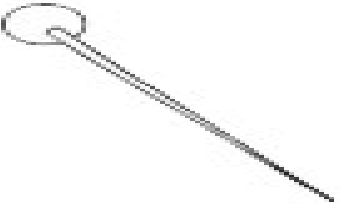






Cut and glue the letters to make the word for the picture in each box.

i	b	p	t	f	n
i	n	i	n	i	n

Onset and Rime 'in' Cut and Glue Activity

Cut and glue the letters in the top blocks to make the word for the picture in each box. Write the letters underneath each word once you have finished gluing.

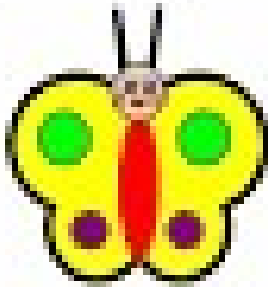
					
					
					
					



visit [twinkl.co.uk](https://www.twinkl.co.uk)



i	b	t	p	f	n
i	n	i	n	i	n








Butterfly


1. Color


2. Cut out


3. Glue



Making Groups of Five

	How many pencils? <input type="text"/>
	How many groups? <input type="text"/>

	How many books? <input type="text"/>
	How many groups? <input type="text"/>

	How many bags? <input type="text"/>
	How many groups? <input type="text"/>

Winter Missing Numbers Counting in 3s

A large, winding grey path that starts at the top left and ends at the bottom right. The path is composed of several connected segments, each containing a circle. Some circles contain numbers, while others are empty. The numbers are: 24, 27, 24, 27, 30, 15, 18, 21, 6, 9, 15, 12, 3, 3, 6. There are two small cartoon figures of children playing in the snow at the bottom of the path. One is wearing a purple jacket and blue pants, the other is wearing a green jacket and red pants. They are both holding snowballs.

24 27

24 27 30

15 18 21

6 9 15 12

3 3 6

Skip Counting

Q. Count by 3's

find something smooth

find a flower that smells good

find something hard

notice the color of the sky

find something that is your favorite color

make someone laugh

listen to a song you love

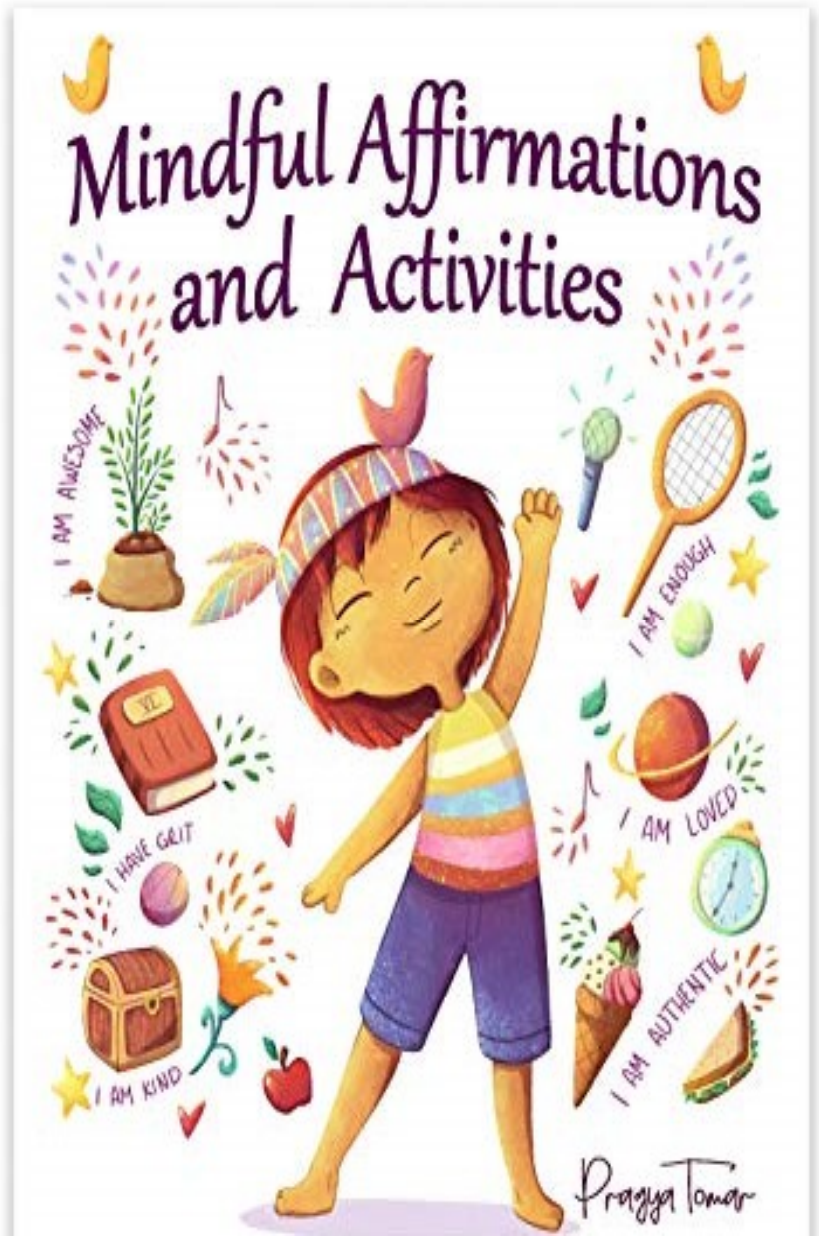
help a family member

give someone a compliment

find something soft

feel the grass under your feet


find something bumpy





10th September 2021

By: _____

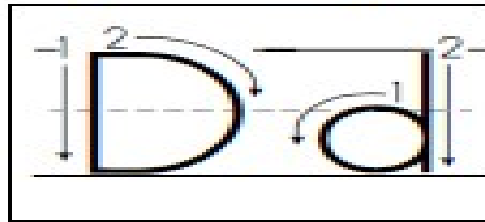


Recount one word or a sentence about learning from home. What you liked the most during this time?


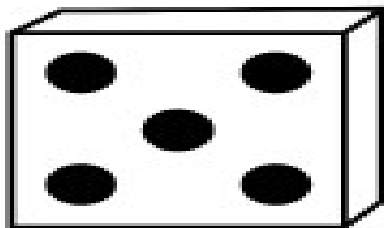

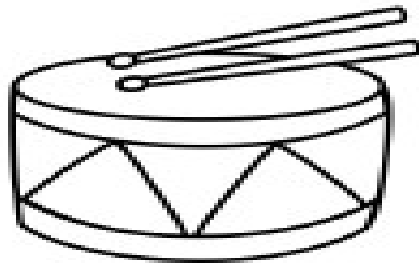
Draw a picture as well - Showcasing your best moment from LFH

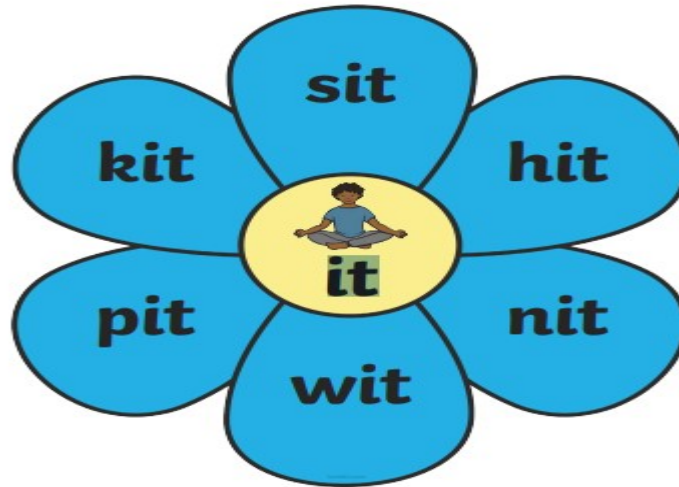
Name _____

Beginning Sound



Color the pictures that begin with the **d** sound.









Read these words out loud or to an adult.

Onset and Rime 'it' Cut and Glue Activity


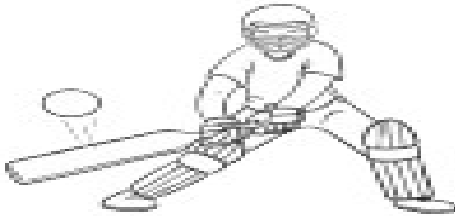


Cut and glue the letters to make the word for the picture in each box.

			
	it		it
			
	it		it

s p h m

Onset and Rime 'it' Cut and Glue Activity

Cut and glue the letters to make the word for the picture in each box.


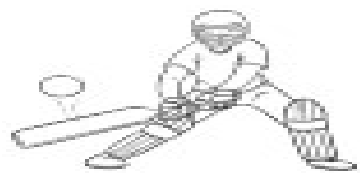






	
	



i	s	p	h	m	t
i	t	i	t	i	t

Onset and Rime 'it' Cut and Glue Activity

Cut and glue the letters in the top blocks to make the word for the picture in each box. Write the letters underneath each word once you have finished gluing.

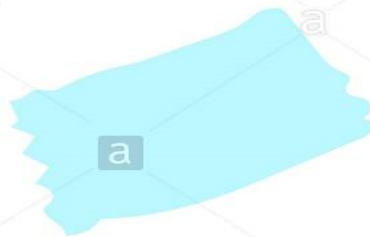
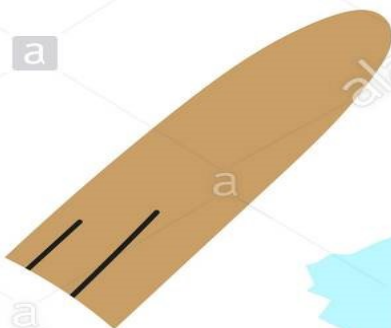

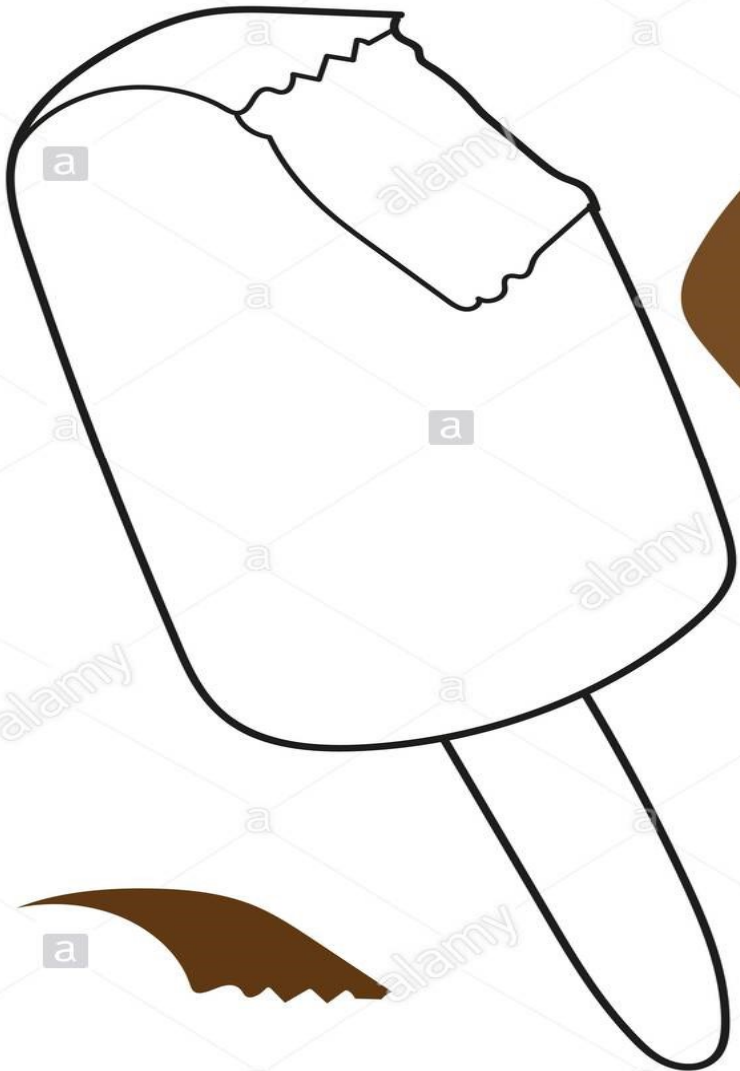
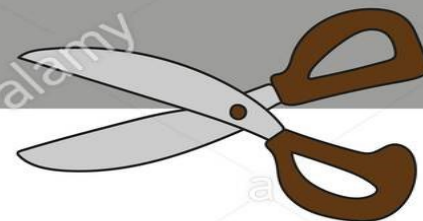
					
					
					
					



i	s	h	p	m	t
i	t	i	t	i	t

???

CUT & GLUE



Spring Missing Numbers

























Counting in 2s

A spring-themed educational activity for counting in 2s. The page features two groups of flowers arranged in a spiral pattern. The left group consists of 10 yellow flowers, with the numbers 2, 10, and 18 placed in the center of some of them. The right group consists of 10 pink flowers, with the numbers 6, 12, and 16 placed in the center of some of them. Three butterflies are scattered throughout the scene: a monarch butterfly near the top left, a monarch butterfly near the bottom left, and a colorful butterfly near the center right. The background is white with a thin orange line at the top and bottom.

Group	Color	Number
Left	Yellow	2
Left	Yellow	10
Left	Yellow	18
Right	Pink	6
Right	Pink	12
Right	Pink	16

Counting in 5s

Count in 5s and fill in the missing numbers on the flowers.

 5			
		 35	
 45			
			 80
		 95	
	 110		

Spring Missing Numbers

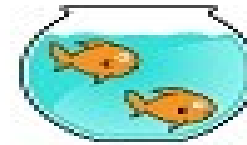

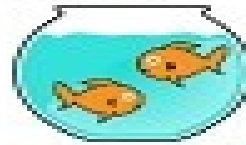
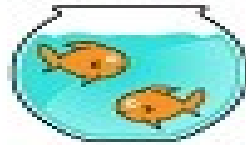

Counting in 10s



Name: _____

Counting by 2s






a. Find the total number of fish by counting by 2s.




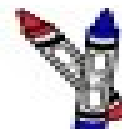
2

4

b. Find the total number of flowers by counting by 2s.



c. Find the total number of crayons by counting by 2s.



d. Find the total number of snails by counting by 2s.



find something smooth

find a flower that smells good

find something hard

notice the color of the sky

find something that is your favorite color

make someone laugh

listen to a song you love

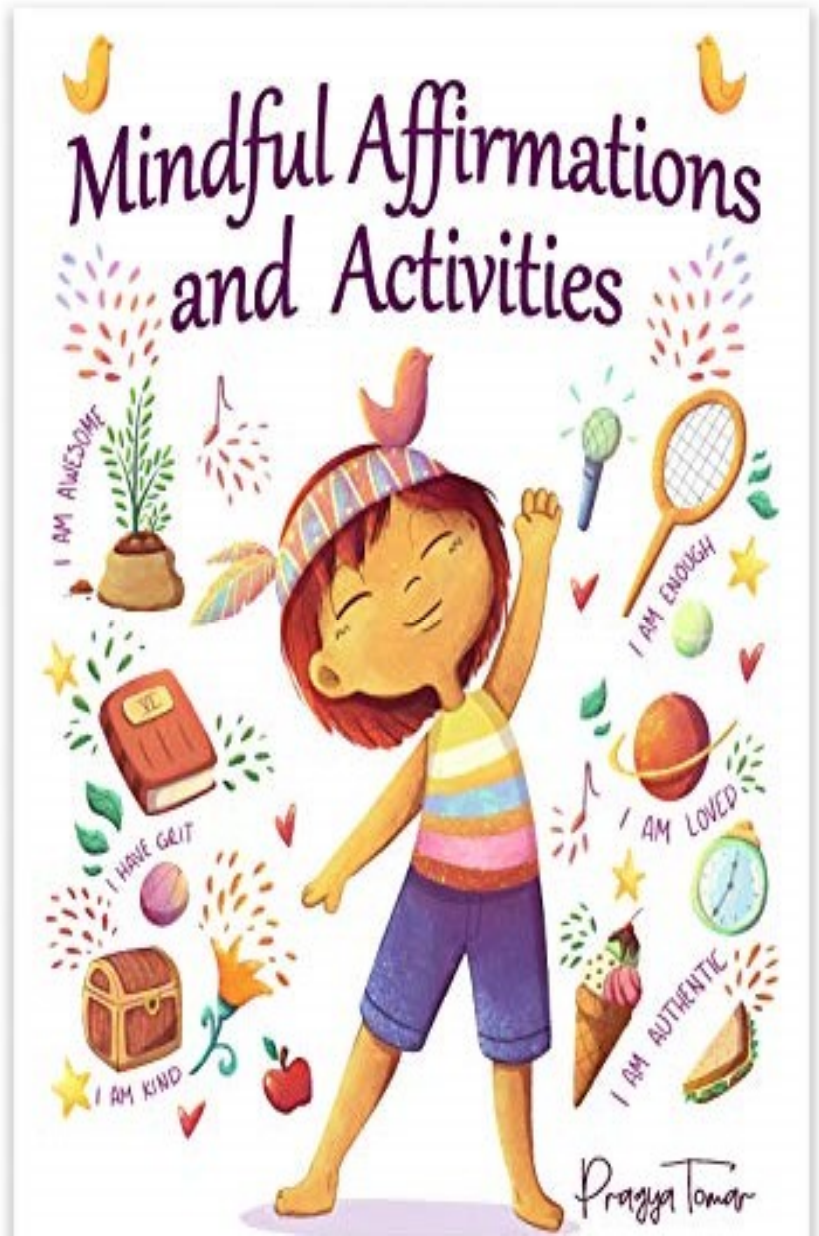
help a family member

give someone a compliment

find something soft

feel the grass under your feet

find something bumpy





Do
your
best


Learning From Home

Take-home Pack
















Term 3 | Week 10


2021

Week 10 - Learning from Home Overview					
	<p>Monday 13 September</p> 	<p>Tuesday 14 September</p> <p>Don't forget today is Class Zoom Day! The link to the session will be shared on Seesaw.</p>  <p>ZOOM meetings</p>	<p>Wednesday 15 September</p> 		
<p>Thursday 16 September</p> <p>Don't forget today is Zoom Assembly Day at 10am!</p>  <p>ZOOM meetings</p>	<p>Friday 17 September</p> <p><i>Welcome TO THE farm</i></p> 	<p style="text-align: center;">English</p>			
<p>Learning Intention: We are learning to build field knowledge about farms.</p> <p>Success Criteria</p> <p>I will know I am successful if I:</p> <ul style="list-style-type: none"> use and understand a variety of words relating to farms. use and show my imagination when I write and draw about farms. communicate ways to solve a problem and show my reasoning. use concrete materials and/or pictures to support my conclusions. can show that I can reflect on my learning and the learning of others. 	<p>Farmyard Hullabaloo</p> <p>Listen to Farmyard Hullabaloo read by Mrs Newth. Click here.</p> <p>Use the writing prompts (pictures and sentence starters to create your very own sentences)</p>	<p>Farm Family Memory</p> <p>Cut out 10 cards. They can be squares or rectangles and need to be equal size.</p> <p>On 5 squares draw 5 different female farm animals. On the other 5 squares draw their young.</p> <p>Label your pictures and challenge a family member to a game of Farm Family Memory! Who will find the most matches?</p>	<p>Animal Lego Building</p> <p>Create an animal out of Lego and then draw a picture or take a photo. Don't forget to write down three facts about your farm animal.</p>	<p>Farm Word Frenzy!</p> <p>You will need a piece of paper, your favourite coloured texta, pencil or pen and 5 minutes on the clock.</p> <p>When the timer begins write as many farm words as you can. Sound out any tricky words and write neat enough that your teacher can read it.</p> <p>Count up the number of farm words you can write in 5 minutes and upload your word frenzy to Seesaw.</p>	<p>Main Attraction</p> <p>It's Open Day and you are the first farmer to check the animals in the morning but Oh no! Your favourite farm animal, the main attraction is missing! Create a wanted poster describing what the missing animal looks like and offer a reward to whoever finds your main attraction before the crowds start rolling in for Open Day!</p>
	<p>Talk about your favourite animal that can be found on</p>	<p>Host a farm animal game show. Come up with a list of</p>	<p>Build a disaster scene and put your Lego animal right in</p>	<p>Think of some new lyrics to the popular song 'Old</p>	<p>Practise being a farm tour guide and make sure you can share lots of interesting facts</p>














	<p>a farm. Record yourself on Seesaw and share it with your teacher.</p>	<p>questions to ask you family about animal mothers and their young. Who is the farm animal expert in your family?</p>	<p>the middle of it. Ask your family members if they can guess what happened and how it happened?</p>	<p>MacDonald had a farm! replace all the animals with other things that can be found on a farm and create noises to match. Send an audio clip to your teacher.</p>	<p>with your visitors on Open Day.</p>
Mathematics					
<p>Spin and Graph – Farm Animals – Create your own animal spinner just like this one:</p>  <p>Use a paper clip and pencil to spin it 10 times. Complete the graph and make sure you keep this for tomorrow's maths activity.</p>	<p>Design your own farm – Looking at the farm animals you graphed yesterday on an A4 sheet of paper design your own farm. Use as many different 2D shapes to make your paddocks. Don't forget to make sure your paddocks are the correct size for how many animals you have on your farm. If you would like you could create a 3D model of your farm using recyclable materials around your home.</p> <p>Extension: Some of your animals are misbehaving in their paddocks together. Use your knowledge of fractions to split your paddocks in to halves. Can you also split your paddocks into quarters?</p>	<p>Sharing your animals – Use some animal toys around your house or cut out or draw some pictures of your farm animals. See if you can share them into equal groups. Can you share them into 2 equal groups, or 3 or 4?</p>	<p>Farmyard Addition – When working on a farm it is very important to keep track of all your animals. Solve these addition farmyard problems.</p> <p>Extension: See if you can add up how many legs can be found in each of your farm's paddocks.</p> <p style="text-align: center;"><small>Farmyard Hullobaloo Addition Sheet</small></p> <p style="text-align: center;"><small>Write the answers in the circles.</small></p> <p>  +  =   +  =   +  =   +  =  </p>	<p>Open Day – It is time to open up your farm to visitors. Create a price list for your farm. Tickets = \$2 Feeding animals = \$1 Farm Tour = 50c</p> <p>Open up your farm and welcome your first guests. Don't forget they have to pay for the experience!</p>	




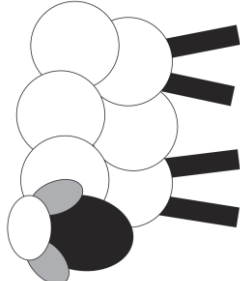
	<p>Scarecrow Scarecrows are very important on farms to help protect the farmers crop. Use a paperbag, some coloured paper, tertas and some glue create your very own scarecrow. You may even wish to fill it with some newspaper and put it outside in your garden.</p> 
--	--

Farmyard-Themed Addition up to 20
Write down the answers in the circles.

	+		=	<input type="text"/>
	+		=	<input type="text"/>
	+		=	<input type="text"/>
	+		=	<input type="text"/>
	+		=	<input type="text"/>

	<p>Farm Sign Design your very own farm name and create a poster to display tomorrow for your open day at your farm.</p> 
--	---






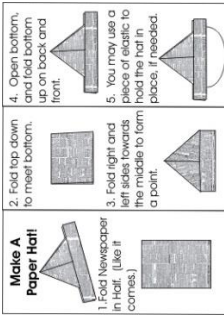
	<p>Paper Plate Animals Using a paper plate and whatever art supplies you have at home create a farmyard animal. You could make it to be a mask.</p> 
--	--

	<p>Using only 2D shapes Using only 2D shapes see if you can create some farmyard animals.</p> 
--	---



	<p>Act it out! Create your own Farmyard Hulahalloo Play and act out the story. You may get all your family members involved, make finger puppets or just plan it all by yourself and surprise your family with a show at the end of the day.</p>
--	---

Creative Arts

PDHIPE

	 <p>COW WALK: Stand on hands and knees. Walk across the room while shaking your head from side to side and up and down like you are eating grass.</p>	 <p>SHEEP CRAWL: Lie on the floor with your feet and arms tucked up under your body. Inch yourself forward in a slow and steady crawl.</p>	 <p>DUCK WADDLE: Place your heels together with your toes apart. Place your hands at your sides as you waddle across the room.</p>	 <p>GOAT KICK: Stand on your feet and place your hands on the floor. Walk across the room as you kick out your feet.</p>	 <p>PIG ROLL: Lay on the floor and roll like a pig in the mud.</p>
	<p>Farmyard Yoga Join Little Yoga Gems for some Farmyard Yoga.</p>	<p>Animal Clouds Head outside and lay down on your back on the grass and look up at the clouds, and see if any of the clouds are in the shape of farm animals.</p>	<p>If Animals Could Dance Join The Learning Station for a funny song all about if Animals Could Dance</p>	<p>Yoga Outside Go outside and create your own Farmyard Yoga. Lay a towel down or a yoga mat. Relax and enjoy!</p>	<p>Setting up your Farm Setting up your farm is hardwork so don't forget to stretch our your arms and legs before you get started for a day on the farm.</p>
Science					
<p>Farmers Hat Every true farmer has a nice big farmer's hat to protect them from the sun. With a piece of newspaper see if you can make your farmer's hat to protect you from the sun. You must test your final product by going outside and seeing how much sun is kept off your face.</p> 	<p>Weighing Farm Products Create your own equal arm balance and pretend you are on the farm and begin to weigh your crops. You may use things like rice, popcorn, beans and investigate which produce weighs the most. Watch this video to see how to make it.</p>	<p>STEM Challenge For the next three days you need to try and solve the problem: <i>A large storm is approaching. Can you keep your animal safe by building it's favourite shelter?</i> What you MUST do (Criteria): 1. Build a shelter to withstand wind (hair dryer or fan). 2. Fit your animal inside of the shelter standing up. 3. You animal must be</p>	<p>Refine, Publish and Celebrate If your shelter didn't stand the tests yesterday today is the day to make some changes and create your final product. Once you have finished don't forget to celebrate your achievement of solving the problem. Your teacher would love to see the final product!</p>	<p>Making Day Today is the day to make your shelter and test it against the wind and rain! You may have to make it a couple of times and even make some changes to it.</p>	<p>Refine, Publish and Celebrate If your shelter didn't stand the tests yesterday today is the day to make some changes and create your final product. Once you have finished don't forget to celebrate your achievement of solving the problem. Your teacher would love to see the final product!</p>



			<p>able to exit the shelter after the storm (door).</p> <p>4. Challenge: Your shelter must keep your animal dry from the rain!</p> <p>Today you need to plan your ideas you might draw what you want your shelter to look like or test the equipment you are going to use.</p>		
--	--	---	--	--	---


MONDAY

16 September 2021




The Farm

At the
farm,



This cow




The Farm

A sheep




The noisy
cockerel




The Farm

In the
pigsty,




Four little
chicks



The Farm

On the
track,




The
playful
horse



The Farm

Two
tractors




The
farmer
can





The Farm

Out on
the field,



The
hungry
goat









Spin and Graph

farm animals

©The Kindergarten Connection


			

TUESDAY

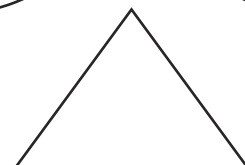
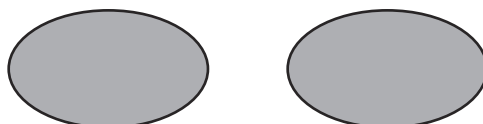



17 September 2021




Animal themed Cut and Stick 2D Shape Activity




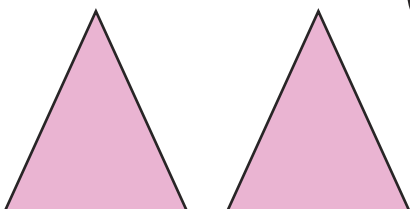
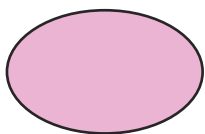
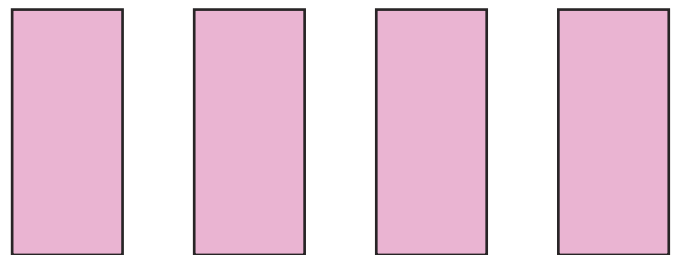

visit [twinkl.com](https://www.twinkl.com)




Animal themed Cut and Stick 2D Shape Activity



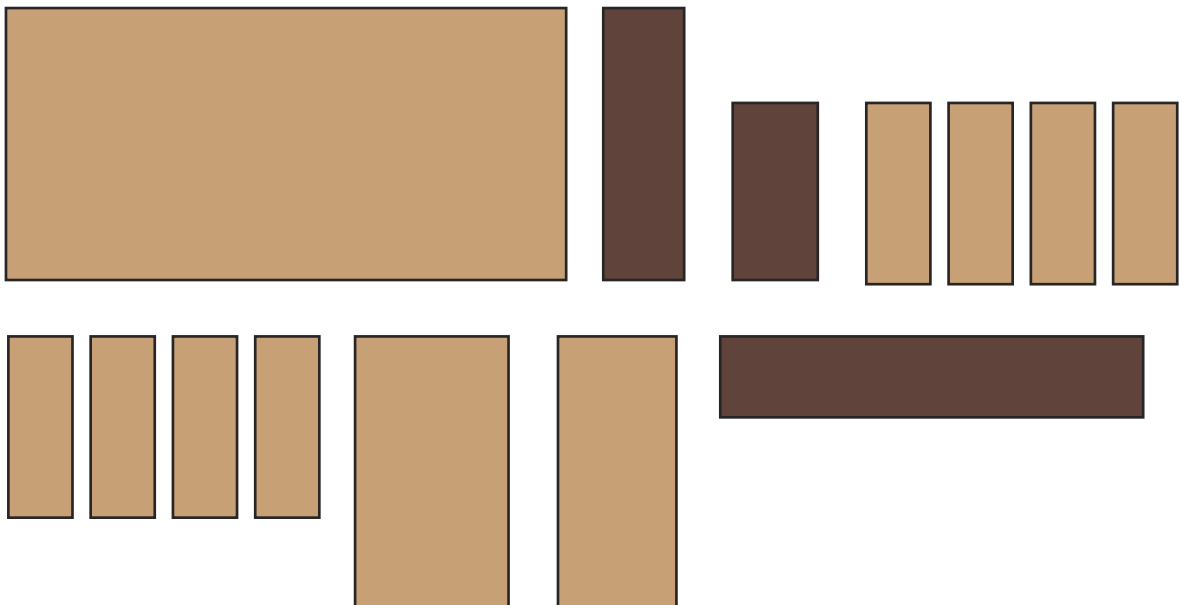
visit [twinkl.com](https://www.twinkl.com)




Animal themed Cut and Stick 2D Shape Activity



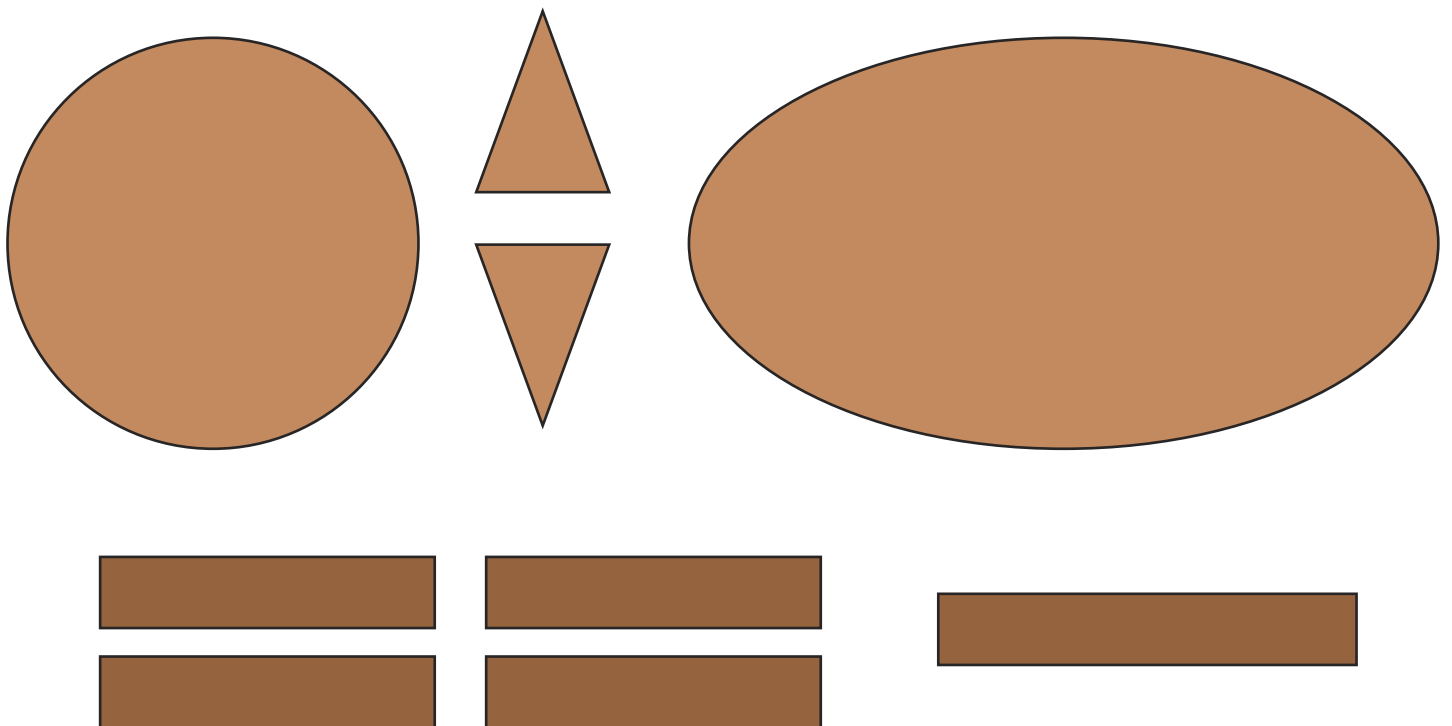
visit [twinkl.com](https://www.twinkl.com)




Animal themed Cut and Stick 2D Shape Activity



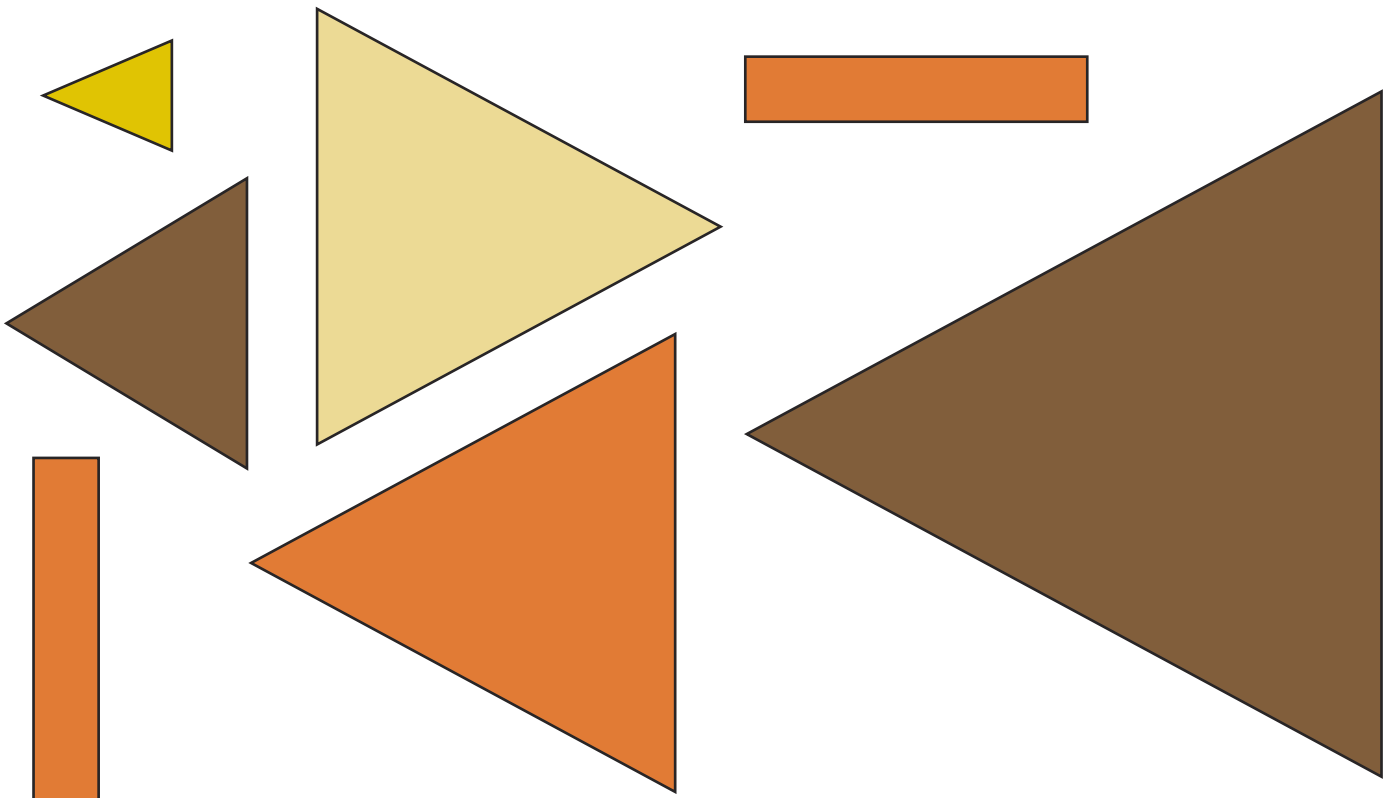
visit [twinkl.com](https://www.twinkl.com)




Animal themed Cut and Stick 2D Shape Activity



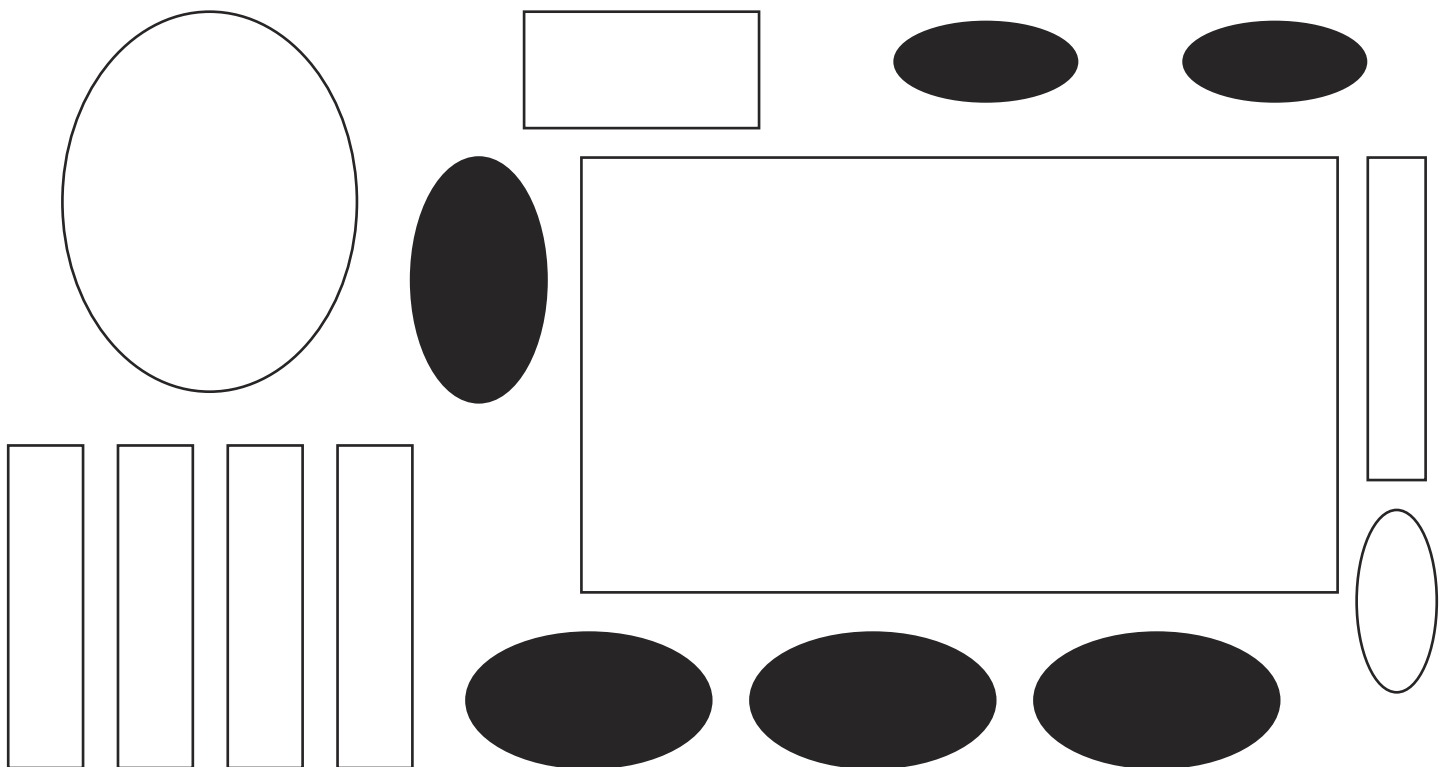
visit [twinkl.com](https://www.twinkl.com)



Animal themed Cut and Stick 2D Shape Activity



visit [twinkl.com](https://www.twinkl.com)



Materials:

- 2 small cups (paper cups are better but plastic cups will also work).
- Hole punch or a skewer
- String
- Large paddlepop stick or a stick from outside
- 2 paper clips
- Pipe cleaner or something similar

Extra Materials for Exploring Weight:

- Dried beans, popcorn, split peas, or rice
- Small bowls
- Spoons or scoops

1. Take your two cups and punch two holes in each one.



4. Use the paper clips to hold the strings in place so they won't slip and slide all over the place.



2. Cut identical lengths of string and tie them in each hole. Try to make the strings on the cups as equal as possible.



5. Create a hook using your pipecleaner. Wrap it around the middle of the craft stick leaving enough at the top to form a hook.

3. Loop the strings on each cup over opposite ends of your craft stick



6. Hang your scale somewhere so that neither cup touches the ground and they both have room to move up and down. We used the back of a chair.

Now it's time to explore and investigate!

Keep the exploration open-ended or you can guide the exploration with a few questions:

- How much popcorn is equal in weight to a half a cup of beans?
- Which weighs more, popcorn or split peas? How can you tell?
- Can you find equal amounts of split peas and dried beans?

WEDNESDAY

18 September 2021



**No worksheets
needed for today.**
Just use pieces of paper
if needed.



THURSDAY

19 September 2021






Date _____




Name _____



Farmyard Hullabaloo




Addition Sheet




Write the answers in the circles.

 $+$  $=$ 

 $+$  $=$ 


 $+$  $=$ 

 $+$  $=$ 


 $+$  $=$ 

Farmyard-Themed Addition up to 20


Write down the answers in the circles.




8 farmers + 8 farmers =




8 chickens + 8 chickens =



10 tractors + 6 tractors =





8 cows + 6 cows =



10 lambs + 6 lambs =

Farmyard-Themed Addition up to 20



Write down the answers in the circles.

$6 +$  $=$ 



A horizontal orange bar containing the number 6, a plus sign, seven farmer icons, an equals sign, and an empty circle.

$5 +$  $=$ 

A horizontal orange bar containing the number 5, a plus sign, five tractor icons, an equals sign, and an empty circle.

$9 +$  $=$ 

A horizontal orange bar containing the number 9, a plus sign, nine sheep icons, an equals sign, and an empty circle.

$10 +$  $=$ 

A horizontal orange bar containing the number 10, a plus sign, ten chicken icons, an equals sign, and an empty circle.

$3 +$  $=$ 

A horizontal orange bar containing the number 3, a plus sign, twelve cow icons, an equals sign, and an empty circle.

Farmyard-Themed Addition up to 20

Write down the answers in the circles.

$$8 + \begin{array}{ccccc} \text{Tractor} & \text{Tractor} & \text{Tractor} & \text{Tractor} & \text{Tractor} \\ \text{Tractor} & \text{Tractor} & \text{Tractor} & \text{Tractor} & \text{Tractor} \end{array} = \bigcirc$$

$$\bigcirc = 7 + \begin{array}{cccccc} \text{Cow} & \text{Cow} & \text{Cow} & \text{Cow} & \text{Cow} & \text{Cow} \end{array}$$

$$11 + \bigcirc = 19$$

$$5 + \begin{array}{cccccccc} \text{Farmer} & \text{Farmer} & \text{Farmer} & \text{Farmer} & \text{Farmer} & \text{Farmer} & \text{Farmer} & \text{Farmer} & \text{Farmer} & \text{Farmer} \end{array} + \bigcirc = 20$$

$$\bigcirc = 5 + \begin{array}{cccccc} \text{Chicken} & \text{Chicken} & \text{Chicken} & \text{Chicken} & \text{Chicken} & \text{Chicken} \end{array}$$

FRIDAY

20 September 2021



**No worksheets
needed for today.**
Just use pieces of paper
if needed.

